

# SK COLLET CHUCKS



SK COLLET CHUCKS



## SK COLLET CHUCK FEATURES

### LEAN, TOUGH AND EFFICIENT

**Lean:** Narrow body design allows access to tight spots.

**Versatile:** Applicable for all milling, drilling, reaming and rigid tapping applications.

**Wide Range:** Covers sizes from 0.028" to 1".

**Extreme Precision:** 0.0002" or less concentricity guarantee with on-size collets.

**8 Degree vs. 16 Degree:** SK longer and steeper angle collets provide 2-3 times the gripping force over ER collets.



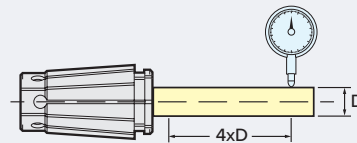
### SK Collet Range

SK6	SK10	SK13	SK16	SK20	SK25
0.7 - 6.0mm 0.028 - 0.236"	1.75 - 10.0mm 0.069 - 0.394"	2.5 - 13mm 0.098 - 0.512"	2.75 - 16.0mm 0.108 - 0.630"	3.5 - 20.0mm 0.138 - 0.787"	16.0 - 25.4mm 0.630 - 1.000"



### Accuracy and Flexibility

Due to our special heat treatment, grinding and custom slotting process, we are able to guarantee a 5 micron run-out tolerance for our "on size" fractional and metric size precision collets.



Ground threads reduce friction and maintain tightening torque to maximize collet compression for even more gripping power.

Fine adjustment back up screw (see details on page 13) with chamfered plastic tip creates additional seal for 1000 psi coolant through applications.

Collet is flush with nut surface preventing stringy chips from nesting.

Extremely hard and smooth surface of the TiN Bearing allows for more thrust load on the collet while preventing additional runout associated with collet twisting.

Threads are protected to prevent chip packing or stringy birds nests below the collet chuck nut.

# SK COLLET CHUCKS

## SK COLLET CHUCK FEATURES



**T.I.R.**  
≤0.0002" at 4xD



**Speed**  
Up to 30,000 rpm



**Coolant-Thru**  
Thru-tool coolant



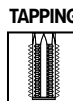
**MILLING**



**REAMING**



**DRILLING**




**TAPPING**

*Please note that the maximum RPM listed in our catalog may vary depending on the toolholder shank, weight, balanceability and the G rating.*

### Increased Gripping Power

The smaller the taper angle is, the better concentricity is obtained.

Our steep 8° collet seats deeper in the body of the holder, providing double the clamping force and precision than traditional 16° ER collets.



### GH Handle (High-Speed only)

Easy, safe and reliable handling with GH wrench (see page 36).




### Titanium Nitrided Bearing Nut (HV2,200) (US Patent 6923451)

- More efficient than conventional ball bearing built-in nut!
- Good sliding effect due to surface hardness of HV2,200
- Durable, minimal friction
- No corrosion occurs internally
- Less micro vibration with collet flange contact
- Increase cutting performance and tool life durability
- More cutting rigidity

High pressure 1000 psi fine thread coolant back up screw.

AT3 or better taper - .0028 degree tolerance variation (80 millionths to 126 millionths taper size tolerance).

Ground surface provides precise square seating of retention knob vs. taper.

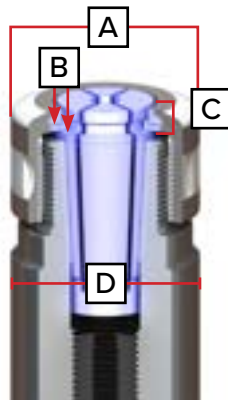


## SK COLLET

SK Collets can be used for all applications, from milling to reaming. Mechanical sealed collets can be used in coolant thru applications.

### SK Collet vs. ER Collet

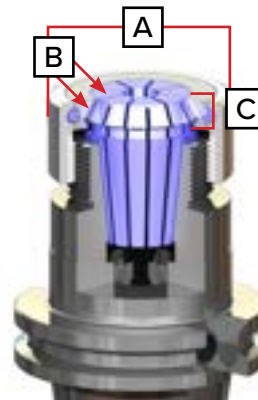
- A. Compact design allows for better clearance
- B. Straight compression prevents collet rocking, creating better accuracy
- C. Deeper seating creates greater accuracy and repeatability
- D. Body and nut are flush for more rigidity



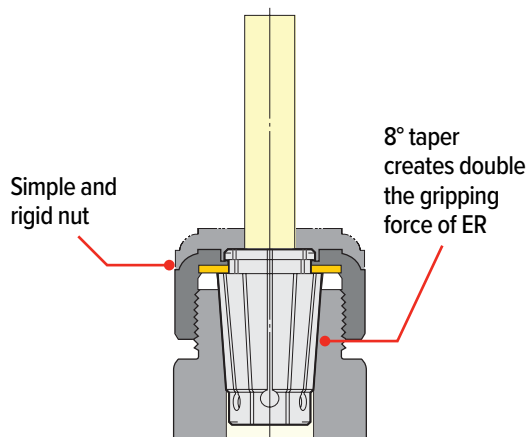
SCAN THE QR  
CODE TO SEE  
THESE COLLETS  
IN ACTION



- A. Wide collet = wide nut = less clearance
- B. Angular compression creates more runout
- C. Shallow seating allows for collet rocking with more runout, less repeatability

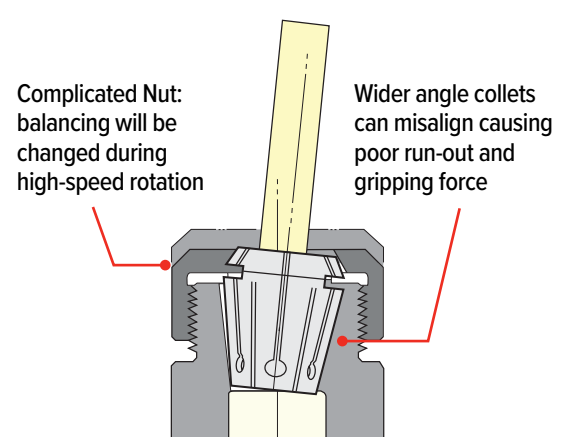


### LYNDEX-NIKKEN Slim Chuck - Flat Shoulder Pushing



- High accuracy due to flat shoulder pushing

### OTHERS Taper Shoulder Pushing



- Unstable run-out due to taper part pushing
- Poor gripping torque of 12°, 16° taper



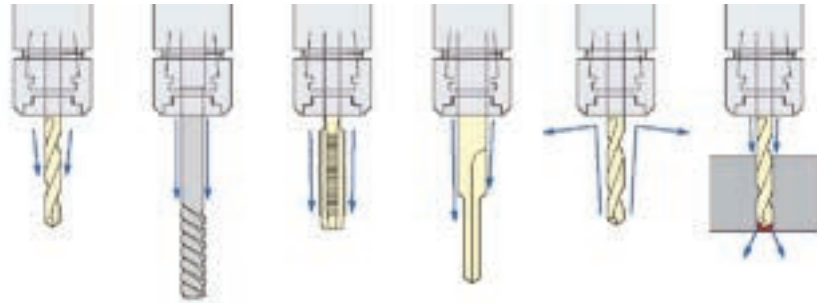
# SK COLLET CHUCKS

## SUPERIOR SK COOLANT SYSTEM

Our Slim Chuck features a unique High-Pressure Coolant Collet System which allows for higher accuracy and gripping torque. Coolant Collets are steel-sealed and mechanically sealed by design.



### SK Coolant Thru Options:



### Back-up Screw for SK Collet Chuck



SKG-12



SKG-12L

- Solid steel black oxide coated back up screws
- Accessible and adjustable from both ends
- Excellent for high feed drilling
- Allows cutter repeatability within .0002"



SKG16-12HGA



SKG-18H

- Ultra High Pressure back up screw capable up to 1000 psi
- Solid steel black oxide coated back-up screws with plastic caps
- 80% thread engagement on fine thread to prevent coolant leakage
- External O-ring provides additional seal to prevent coolant build-up within the toolholder
- Plastic cap is tapered to accommodate for different sizes
- Excellent for high pressure coolant or oil drilling applications
- Allows cutter repeatability within .0002"



Coolant Collets are steel-sealed and mechanically sealed by design.

### Slotted Disk:

When the Coolant Nut is paired with the Slotted Disk, coolant is directed to the cutting edge of the cutting tool, making this combination ideal for non-coolant-thru tools. The jet coolant pressure creates a tornado effect, ensuring efficient swarf dispersal.

### Applications for SK Coolant Nut:

- Tap or specially designed cutting tool
- Burnishing drill for formed hole
- Oil hole drill for through hole drilling
- Cutting tool with coolant grooves
- Mechanical seal prevents dust and swarf entering inside the collet slots

### Coolant-Thru Disk:

When the Coolant Nut is paired with the Coolant-Thru Disk, a perfect seal is formed around the cutting tool shank, making this combination ideal for Coolant-Thru tools.

## CAT SK COLLET CHUCKS

### FEATURES

- Feature TiN Bearing Nut which considerably improves cutting rigidity and finish
- Narrow body allows access to tight spaces and hard to reach areas
- Longer and steeper taper SK collet provides double the clamping force and precision than ER Collet Chucks



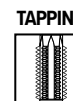
**T.I.R.**  
≤0.0002" at 4xD



**Speed**  
Up to 30,000 rpm



**Coolant-Thru**  
Thru-tool coolant



Please note that the maximum RPM listed in our catalog may vary depending on the toolholder shank, weight, balanceability and the G rating.

### CAT40

Part Number	Collet Size	Collet Range	Wrench	L (mm)	L	L1	L2	D	D1	D2	Back-Up Screw	Max. RPM	Fig.
CAT40-SK6-90U-IDU	SK6	0.028 - 0.25"	SKL-6W	90	3.54"	2.15"	-	0.77"	1.75"	-	SKG-8	20K	1
CAT40-SK6-120U-IDU	SK6	0.028 - 0.25"	SKL-6W	120	4.72"	2.61"	3.31"	0.77"	1.26"	1.75"	SKG-8	20K	2
CAT40-SK6-150U-IDU	SK6	0.028 - 0.25"	SKL-6W	150	5.91"	2.35"	-	0.77"	1.75"	-	SKG-8	20K	3
CAT40-SK10-60U-IDU	SK10	0.035 - 0.394"	SKL-10	60	2.36"	1.61"	-	1.08"	-	-	SKG-12L	20K	4
CAT40-SK10-90U-IDU	SK10	0.035 - 0.394"	SKL-10	90	3.54"	2.17"	-	1.08"	1.75"	-	SKG-12L	20K	1
CAT40-SK10-120U-IDU	SK10	0.035 - 0.394"	SKL-10	120	4.72"	3.00"	3.35"	1.08"	1.26"	1.75"	SKG-12L	20K	2
CAT40-SK10-150U-IDU	SK10	0.035 - 0.394"	SKL-10	150	5.91"	2.90"	-	1.08"	1.75"	-	SKG-12L	20K	3
CAT40-SK10-180U-IDU	SK10	0.035 - 0.394"	SKL-10	180	7.09"	2.90"	-	1.08"	1.75"	-	SKG-12L	20K	3
CAT40-SK13-90U-IDU	SK13	0.108 - 0.512"	O16-SPAN	90	3.54"	2.18"	-	1.30"	1.75"	-	SKG-15	20K	1
CAT40-SK13-120U-IDU	SK13	0.108 - 0.512"	O16-SPAN	120	4.72"	3.36"	-	1.30"	1.75"	-	SKG-15	20K	1
CAT40-SK13-150U-IDU	SK13	0.108 - 0.512"	O16-SPAN	150	5.91"	3.48"	-	1.30"	1.75"	-	SKG-15	20K	3
CAT40-SK13-180U-IDU	SK13	0.108 - 0.512"	O16-SPAN	180	7.09"	3.45"	-	1.30"	1.75"	-	SKG-15	20K	3
CAT40-SK16-60U-IDU	SK16	0.108 - 0.63"	9HC16	60	2.36"	1.58"	-	1.58"	-	-	SKG-18S	20K	4
CAT40-SK16-90U-IDU	SK16	0.108 - 0.63"	9HC16	90	3.54"	2.14"	-	1.58"	1.75"	-	SKG-18L	20K	1
CAT40-SK16-120U-IDU	SK16	0.108 - 0.63"	9HC16	120	4.72"	3.31"	-	1.58"	1.75"	-	SKG-18L	20K	1
CAT40-SK16-150U-IDU	SK16	0.108 - 0.63"	9HC16	150	5.91"	4.49"	-	1.58"	1.75"	-	SKG-18L	20K	1
CAT40-SK16-180U-IDU	SK16	0.108 - 0.63"	9HC16	180	7.09"	5.68"	-	1.58"	1.75"	-	SKG-18L	20K	1
CAT40-SK20-65U-IDU	SK20	0.138 - 0.787"	9HC22	65	2.56"	1.80"	-	1.91"	-	-	SKG-22	20K	4
CAT40-SK20-90U-IDU	SK20	0.138 - 0.787"	9HC22	90	3.54"	2.79"	-	1.91"	-	-	SKG-22	20K	5
CAT40-SK20-120U-IDU	SK20	0.138 - 0.787"	9HC22	120	4.72"	3.98"	-	1.91"	-	-	SKG-22	20K	5
CAT40-SK20-150U-IDU	SK20	0.138 - 0.787"	9HC22	150	5.91"	5.15"	-	1.91"	-	-	SKG-22	20K	5
CAT40-SK20-180U-IDU	SK20	0.138 - 0.787"	9HC22	180	7.09"	1.94"	-	1.91"	-	-	SKG-22	20K	5
CAT40-SK25-90U-IDU	SK25	0.188 - 1.000"	9HC22	90	3.54"	2.79"	-	2.17"	-	-	SKG-28	20K	5
CAT40-SK25-120U-IDU	SK25	0.188 - 1.000"	9HC22	120	4.72"	3.98"	-	2.17"	-	-	SKG-28	20K	5

Note: "-IDU" type holders have a pre-machined counter-bore on the drive key to accept Balluff BIS-C122-04/L RFID chips (10 X 4.5mm size)

### CAT50

Part Number	Collet Size	Collet Range	Wrench	L (mm)	L	L1	L2	D	D1	D2	Back-Up Screw	Max. RPM	Fig.
CAT50-SK6-105U-IDU	SK6	0.028 - 0.25"	SKL-6W	105	4.13"	2.77"	-	0.77"	2.75"	-	SKG-8	20K	1
CAT50-SK6-165U-IDU	SK6	0.028 - 0.25"	SKL-6W	165	6.50"	2.63"	5.11"	0.77"	1.26"	2.75"	SKG-8	20K	2
CAT50-SK6-195U-IDU	SK6	0.028 - 0.25"	SKL-6W	195	7.68"	2.35"	6.29"	0.77"	1.97"	2.75"	SKG-8	20K	6
CAT50-SK10-105U-IDU	SK10	0.035 - 0.394"	SKL-10	105	4.13"	2.78"	-	1.08"	2.75"	-	SKG-12L	20K	1
CAT50-SK10-165U-IDU	SK10	0.035 - 0.394"	SKL-10	165	6.50"	3.20"	5.13"	1.08"	1.26"	2.75"	SKG-12L	20K	2
CAT50-SK10-195U-IDU	SK10	0.035 - 0.394"	SKL-10	195	7.68"	2.95"	-	1.08"	2.75"	-	SKG-12L	20K	3
CAT50-SK10-225U-IDU	SK10	0.035 - 0.394"	SKL-10	225	8.86"	2.97"	-	1.08"	2.75"	-	SKG-12L	20K	3
CAT50-SK13-105U-IDU	SK13	0.108 - 0.512"	O16-SPAN	105	4.13"	2.77"	-	1.30"	2.75"	-	SKG-15	20K	1
CAT50-SK13-165U-IDU	SK13	0.108 - 0.512"	O16-SPAN	165	6.50"	3.83"	5.13"	1.30"	1.73"	2.75"	SKG-15	20K	2
CAT50-SK13-195U-IDU	SK13	0.108 - 0.512"	O16-SPAN	195	7.68"	3.62"	-	1.30"	2.75"	-	SKG-15	20K	3
CAT50-SK16-105U-IDU	SK16	0.108 - 0.63"	9HC16	105	4.13"	2.75"	-	1.58"	2.75"	-	SKG-18L	20K	1
CAT50-SK16-165U-IDU	SK16	0.108 - 0.63"	9HC16	165	6.50"	3.72"	5.09"	1.58"	1.97"	2.75"	SKG-18L	20K	2
CAT50-SK16-195U-IDU	SK16	0.108 - 0.63"	9HC16	195	7.68"	3.51"	-	1.58"	2.75"	-	SKG-18L	20K	3
CAT50-SK20-105U-IDU	SK20	0.138 - 0.787"	9HC22	105	4.13"	2.75"	-	1.91"	2.75"	-	SKG-22	20K	1
CAT50-SK20-195U-IDU	SK20	0.138 - 0.787"	9HC22	195	7.68"	6.29"	-	1.91"	2.75"	-	SKG-22	20K	1
CAT50-SK25-165U-IDU	SK25	0.188 - 1.000"	9HC22	165	6.50"	5.12"	-	2.17"	2.75"	-	SKG-28	15K	1
CAT50-SK25-195U-IDU	SK25	0.188 - 1.000"	9HC22	195	7.68"	6.29"	-	2.17"	2.75"	-	SKG-28	15K	1

Note: Wrench and back-up screw not included.

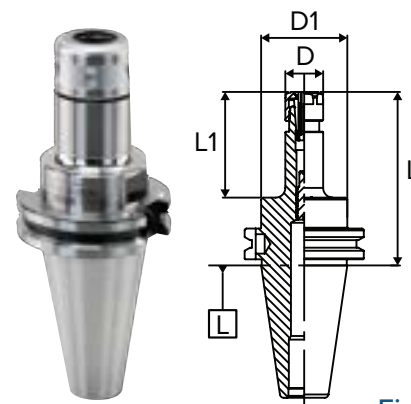


Fig. 1



Available in **TAPER PLUS**  
Dual-taper and flange contact  
See pages 22-23

**TAPER PLUS+**  
COMBINING TAPER ACCURACY  
WITH FLANGE RIGIDITY!



- Outstanding Runout Accuracy for longer tool life
- Vibration Dampening for increased productivity
- High Rigidity for smooth and stable cutting



SK Collets  
Pages 32-39



Wrenches  
Page 40



Back-up Screw  
Page 41



Coolant-thru Nuts  
Pages 37-39

# SK COLLET CHUCKS

## CAT SK COLLET CHUCKS - HIGH SPEED

### CAT40 - HIGH-SPEED

Part Number	Collet Size	Collet Range	Wrench	L (mm)	L	L1	L2	D	D1	D2	Back-Up Screw	Max. RPM	Fig.
CAT40-SK6-90UP-IDU	SK6	0.028 - 0.25"	GH6	90	3.54"	2.17"	-	0.78"	1.75"	-	SKG-8	30K	1
CAT40-SK6-120UP-IDU	SK6	0.028 - 0.25"	GH6	120	4.72"	2.64"	3.35"	0.78"	1.26"	1.75"	SKG-8	30K	2
CAT40-SK6-150UP-IDU	SK6	0.028 - 0.25"	GH6	150	5.91"	2.36"	-	0.78"	1.75"	-	SKG-8	30K	3
CAT40-SK10-60UP-IDU	SK10	0.035 - 0.394"	GH10	60	2.36"	1.61"	-	1.08"	-	-	SKG-12L	30K	4
CAT40-SK10-90UP-IDU	SK10	0.035 - 0.394"	GH10	90	3.54"	2.18"	-	1.08"	1.75"	-	SKG-12L	30K	1
CAT40-SK10-120UP-IDU	SK10	0.035 - 0.394"	GH10	120	4.72"	3.00"	3.36"	1.08"	1.26"	1.75"	SKG-12L	30K	2
CAT40-SK10-150UP-IDU	SK10	0.035 - 0.394"	GH10	150	5.91"	2.89"	-	1.08"	1.75"	-	SKG-12L	30K	3
CAT40-SK13-90UP-IDU	SK13	0.108 - 0.512"	GH12	90	3.54"	2.17"	-	1.32"	1.75"	-	SK-15	30K	1
CAT40-SK13-120UP-IDU	SK13	0.108 - 0.512"	GH12	120	4.72"	3.35"	-	1.32"	1.75"	-	SK-15	30K	1
CAT40-SK13-150UP-IDU	SK13	0.108 - 0.512"	GH12	150	5.91"	3.47"	-	1.32"	1.75"	-	SK-15	30K	3
CAT40-SK16-60UP-IDU	SK16	0.108 - 0.63"	GH16	60	2.36"	1.77"	-	1.59"	-	-	SKG-18S	25K	4
CAT40-SK16-90UP-IDU	SK16	0.108 - 0.63"	GH16	90	3.54"	2.13"	-	1.59"	1.75"	-	SKG-18L	25K	1
CAT40-SK16-120UP-IDU	SK16	0.108 - 0.63"	GH16	120	4.72"	3.31"	-	1.59"	1.75"	-	SKG-18L	25K	1
CAT40-SK16-150UP-IDU	SK16	0.108 - 0.63"	GH16	150	5.91"	4.49"	-	1.59"	1.75"	-	SKG-18L	25K	1
CAT40-SK20-65UP-IDU	SK20	0.138 - 0.787"	GH20	65	2.56"	1.80"	-	1.91"	-	-	SKG-22	25K	4
CAT40-SK20-90UP-IDU	SK20	0.138 - 0.787"	GH20	90	3.54"	2.79"	-	1.91"	-	-	SKG-22	25K	5
CAT40-SK20-120UP-IDU	SK20	0.138 - 0.787"	GH20	120	4.72"	3.70"	-	1.91"	-	-	SKG-22	25K	5
CAT40-SK25-90UP-IDU	SK25	0.630 - 1.000"	GH25	90	3.54"	2.75"	-	3.61"	-	-	SKG-28	20K	5
CAT40-SK25-120UP-IDU	SK25	0.630 - 1.000"	GH25	120	4.72"	3.93"	-	3.61"	-	-	SKG-28	15K	5

Note:

- DIN type high-speed toolholders available. Please contact us for more information.
- "-IDU" type holders have a pre-machined counter-bore on the drive key to accept Balluff BIS-C122-04/L RFID chips (10 X 4.5mm size)

### CAT50 - HIGH-SPEED

Part Number	Collet Size	Collet Range	Wrench	L (mm)	L	L1	L2	D	D1	D2	Back-Up Screw	Max. RPM	Fig.
CAT50-SK6-105UP-IDU	SK6	0.028 - 0.25"	GH6	105	4.13"	2.76"	-	0.78"	2.75"	-	SKG-8	20K	1
CAT50-SK6-165UP-IDU	SK6	0.028 - 0.25"	GH6	165	6.50"	2.64"	5.12"	0.78"	1.26"	2.75"	SKG-8	20K	2
CAT50-SK10-105UP-IDU	SK10	0.035 - 0.394"	GH10	105	4.13"	2.78"	-	1.08"	2.75"	-	SKG-12L	20K	1
CAT50-SK10-165UP-IDU	SK10	0.035 - 0.394"	GH10	165	6.50"	3.21"	5.14"	1.08"	1.26"	2.75"	SKG-12L	20K	2
CAT50-SK10-195UP-IDU	SK10	0.035 - 0.394"	GH10	195	7.68"	2.97"	-	1.08"	2.75"	-	SKG-12L	20K	3
CAT50-SK13-105UP-IDU	SK13	0.108 - 0.512"	GH12	105	4.13"	2.76"	-	1.32"	2.75"	-	SKG-15	20K	1
CAT50-SK13-165UP-IDU	SK13	0.108 - 0.512"	GH12	165	6.50"	3.82"	5.12"	1.32"	1.77"	2.75"	SKG-15	20K	2
CAT50-SK16-105UP-IDU	SK16	0.108 - 0.63"	GH16	105	4.13"	2.72"	-	1.59"	2.75"	-	SKG-18L	20K	1
CAT50-SK16-165UP-IDU	SK16	0.108 - 0.63"	GH16	165	6.50"	3.71"	5.09"	1.59"	1.97"	2.75"	SKG-18L	20K	2
CAT50-SK16-195UP-IDU	SK16	0.108 - 0.63"	GH16	195	7.68"	3.51"	-	1.59"	2.75"	-	SKG-18L	20K	3
CAT50-SK25-105UP-IDU	SK25	0.188 - 1.000"	GH25	105	4.13"	2.76"	-	2.17"	2.75"	-	SKG-28	15K	1
CAT50-SK25-165UP-IDU	SK25	0.188 - 1.000"	GH25	165	6.50"	5.12"	-	2.17"	2.75"	-	SKG-28	15K	1
CAT50-SK25-195UP-IDU	SK25	0.188 - 1.000"	GH25	195	7.68"	6.30"	-	2.17"	2.75"	-	SKG-28	15K	1

Note: CAT50 - High-Speed - Wrench and back-up screw not included.

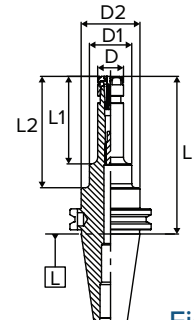


Fig. 2

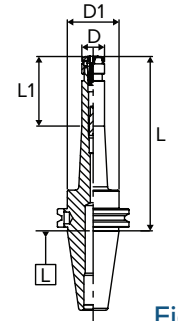


Fig. 3

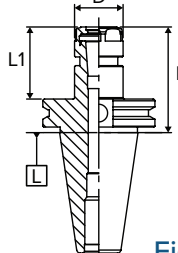


Fig. 4

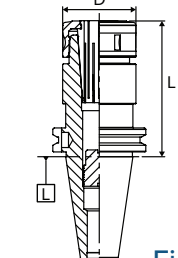


Fig. 5

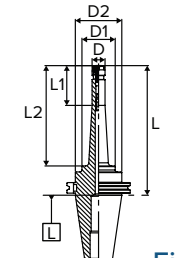


Fig. 6



SK Collets  
Pages 32-39



Wrenches  
Page 40




Back-up Screw  
Page 41



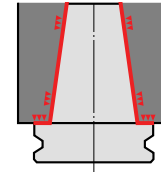
Coolant-thru Nuts  
Pages 37-39

## TAPER PLUS CAT SK COLLET CHUCKS



### Taper Plus (Dual Contact) Advantages

- Outstanding runout accuracy for longer tool life
- Vibration dampening for increased productivity
- High rigidity for smooth and stable cutting
- Interchangeable between standard and dual face contact spindles
- 53% more surface area contact than just the taper alone



### TAPER PLUS - CAT40 SK6/10/13/16/20/25

Part Number	Collet Series	Collet Range	Wrench	L (mm)	L	L1	L2	D	D1	D2	Back-Up Screw	Max. RPM	Fig.
NCAT40-SK6C-90U-IDU	SK6	0.028 - 0.25"	SKL-6W	90	3.54"	2.16"	-	0.77"	1.75"	-	SKG6-6HG	20K	1
NCAT40-SK6C-120U-IDU	SK6	0.028 - 0.25"	SKL-6W	120	4.72"	2.63"	3.34"	0.77"	1.26"	1.75"	SKG6-6HG	20K	2
NCAT40-SK6C-150U-IDU	SK6	0.028 - 0.25"	SKL-6W	150	5.91"	2.34"	-	0.77"	1.75"	-	SKG6-6HG	20K	3
NCAT40-SK10C-90U-IDU	SK10	0.035 - 0.394"	SKL-10	90	3.54"	2.17"	-	1.08"	1.75"	-	SKG10-10HG	20K	1
NCAT40-SK10C-120U-IDU	SK10	0.035 - 0.394"	SKL-10	120	4.72"	3.00"	3.33"	1.08"	1.26"	1.75"	SKG10-10HG	20K	2
NCAT40-SK10C-150U-IDU	SK10	0.035 - 0.394"	SKL-10	150	5.91"	2.87"	-	1.08"	1.75"	-	SKG10-10HG	20K	3
NCAT40-SK10C-180U-IDU	SK10	0.035 - 0.394"	SKL-10	180	7.09"	2.87"	-	1.08"	1.75"	-	SKG10-10HG	20K	3
NCAT40-SK13C-90U-IDU	SK13	0.108 - 0.512"	016-SPAN	90	3.54"	2.18"	-	1.30"	1.75"	-	SKG13-10HG	20K	1
NCAT40-SK13C-120U-IDU	SK13	0.108 - 0.512"	016-SPAN	120	4.72"	3.34"	-	1.30"	1.75"	-	SKG13-10HG	20K	1
NCAT40-SK13C-150U-IDU	SK13	0.108 - 0.512"	016-SPAN	150	5.91"	3.47"	-	1.30"	1.75"	-	SKG13-10HG	20K	3
NCAT40-SK13C-180U-IDU	SK13	0.108 - 0.512"	016-SPAN	180	7.09"	3.46"	-	1.30"	1.75"	-	SKG13-10HG	20K	3
NCAT40-SK16C-60U-IDU	SK16	0.108 - 0.63"	9HC16	60	2.36"	1.56"	-	1.58"	-	-	SKG16-10HG	20K	4
NCAT40-SK16C-90U-IDU	SK16	0.108 - 0.63"	9HC16	90	3.54"	2.14"	-	1.58"	1.75"	-	SKG16-12HG	20K	1
NCAT40-SK16C-120U-IDU	SK16	0.108 - 0.63"	9HC16	120	4.72"	3.31"	-	1.58"	1.75"	-	SKG16-12HG	20K	1
NCAT40-SK16C-150U-IDU	SK16	0.108 - 0.63"	9HC16	150	5.91"	4.49"	-	1.58"	1.75"	-	SKG16-12HG	20K	1
NCAT40-SK16C-180U-IDU	SK16	0.108 - 0.63"	9HC16	180	7.09"	5.67"	-	1.58"	1.75"	-	SKG16-12HG	20K	1
NCAT40-SK20-50U-IDU	SK20	0.138 - 0.787"	9HC22	50	1.97"	1.17"	-	1.91"	-	-	SKG-22	20K	4
NCAT40-SK20C-65U-IDU	SK20	0.138 - 0.787"	9HC22	65	2.56"	1.80"	-	1.91"	-	-	SKG20-12HG	20K	4
NCAT40-SK20C-90U-IDU	SK20	0.138 - 0.787"	9HC22	90	3.54"	2.79"	-	1.91"	-	-	SKG20-18HG	20K	5
NCAT40-SK20C-120U-IDU	SK20	0.138 - 0.787"	9HC22	120	4.72"	3.97"	-	1.91"	-	-	SKG20-18HG	20K	5
NCAT40-SK20C-150U-IDU	SK20	0.138 - 0.787"	9HC22	150	5.91"	5.15"	-	1.91"	-	-	SKG20-18HG	20K	5
NCAT40-SK20C-180U-IDU	SK20	0.138 - 0.787"	9HC22	180	7.09"	6.33"	-	1.91"	-	-	SKG20-18HG	20K	5
NCAT40-SK25C-90U-IDU	SK25	0.188 - 1.000"	9HC22	90	3.54"	2.77"	-	2.17"	-	-	SKG25-18HGD	20K	5
NCAT40-SK25C-120U-IDU	SK25	0.188 - 1.000"	9HC22	120	4.72"	3.95"	-	2.17"	-	-	SKG25-18HGD	20K	5

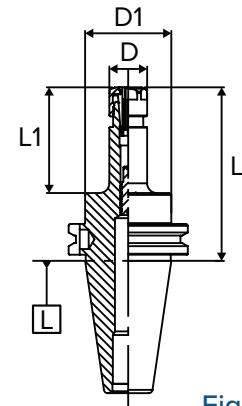


Fig. 1


Note: "-IDU" type holders have a pre-machined counter-bore on the drive key to accept Balluff BIS-C122-04/L RFID chips (10 X 4.5mm size)





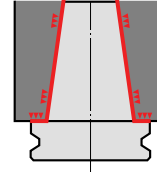
# SK COLLET CHUCKS

## TAPER PLUS CAT SLIM CHUCK COOLANT HIGH-SPEED



### Taper Plus (Dual Contact) Advantages

- Outstanding runout accuracy for longer tool life
- Vibration dampening for increased productivity
- High rigidity for smooth and stable cutting
- Interchangeable between standard and dual face contact spindles
- 53% more surface area contact than just the taper alone



### TAPER PLUS - CAT40 SK6-P/10/13/16/20/25

Part Number	Collet Series	Collet Range	Wrench	L (mm)	L	L1	L2	D	D1	D2	Back-Up Screw	Max. RPM	Fig.
NCAT40-SK6C-90UP-IDU	SK6	0.028 - 0.25"	GH6	90	3.54"	2.16"	-	0.78"	1.75"	-	SKG6-6HG	30K	1
NCAT40-SK6C-120UP-IDU	SK6	0.028 - 0.25"	GH6	120	4.72"	2.63"	3.34"	0.78"	7.90"	1.75"	SKG6-6HG	30K	2
NCAT40-SK6C-150UP-IDU	SK6	0.028 - 0.25"	GH6	150	5.91"	2.33"	-	0.78"	1.75"	-	SKG6-6HG	30K	3
NCAT40-SK10C-90UP-IDU	SK10	0.035 - 0.394"	GH10	90	3.54"	2.19"	-	1.08"	1.75"	-	SKG10-10HG	30K	1
NCAT40-SK10C-120UP-IDU	SK10	0.035 - 0.394"	GH10	120	4.72"	3.00"	3.36"	1.08"	1.26"	1.75"	SKG10-10HG	30K	2
NCAT40-SK10C-180UP-IDU	SK10	0.035 - 0.394"	GH10	180	7.09"	2.89"	-	1.08"	1.75"	-	SKG10-10HG	30K	3
NCAT40-SK10C-150UP-IDU	SK10	0.035 - 0.394"	GH10	150	5.91"	2.87"	-	1.08"	1.75"	-	SKG10-10HG	30K	3
NCAT40-SK13C-90UP-IDU	SK13	0.108 - 0.512"	GH12	90	3.54"	2.17"	-	1.32"	1.75"	-	SKG13-10HG	30K	1
NCAT40-SK13C-120UP-IDU	SK13	0.108 - 0.512"	GH12	120	4.72"	3.36"	-	1.32"	1.75"	-	SKG13-10HG	30K	1
NCAT40-SK13C-150UP-IDU	SK13	0.108 - 0.512"	GH12	150	5.91"	3.48"	-	1.32"	1.75"	-	SKG13-10HG	30K	3
NCAT40-SK16C-60UP-IDU	SK16	0.108 - 0.63"	GH16	60	2.36"	1.59"	-	1.59"	-	-	SKG16-10HG	25K	4
NCAT40-SK16C-90UP-IDU	SK16	0.108 - 0.63"	GH16	90	3.54"	2.13"	-	1.59"	1.75"	-	SKG16-12HG	25K	1
NCAT40-SK16C-120UP-IDU	SK16	0.108 - 0.63"	GH16	120	4.72"	3.31"	-	1.59"	1.75"	-	SKG16-12HG	25K	1
NCAT40-SK16C-150UP-IDU	SK16	0.108 - 0.63"	GH16	150	5.91"	4.50"	-	1.59"	1.75"	-	SKG16-12HG	25K	1
NCAT40-SK20C-65UP-IDU	SK20	0.138 - 0.787"	GH20	65	2.56"	1.80"	-	1.91"	-	-	SKG20-12HG	25K	4
NCAT40-SK20C-90UP-IDU	SK20	0.138 - 0.787"	GH20	90	3.54"	2.79"	-	1.91"	-	-	SKG20-18HG	25K	5
NCAT40-SK20C-120UP-IDU	SK20	0.138 - 0.787"	GH20	120	4.72"	3.97"	-	1.91"	-	-	SKG20-18HG	25K	5
NCAT40-SK20C-150UP-IDU	SK20	0.138 - 0.787"	GH20	150	5.91"	5.15"	-	1.91"	-	-	SKG20-18HG	25K	5
NCAT40-SK25C-90UP-IDU	SK25	0.188 - 1.000"	GH25	90	3.54"	2.77"	-	2.17"	-	-	SKG25-18HGD	20K	5
NCAT40-SK25C-120UP-IDU	SK25	0.188 - 1.000"	GH25	120	4.72"	3.95"	-	2.17"	-	-	SKG25-18HGD	20K	5

Note: "-IDU" type holders have a pre-machined counter-bore on the drive key to accept Balluff BIS-C122-04/L RFID chips (10 X 4.5mm size)

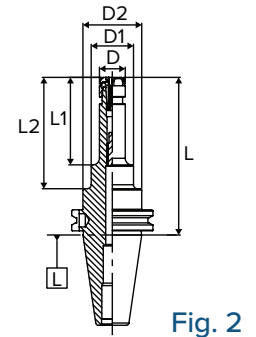


Fig. 2

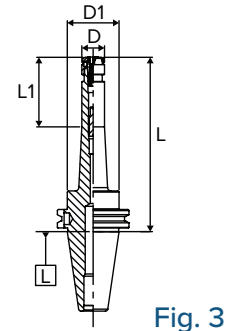


Fig. 3

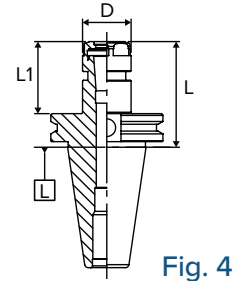


Fig. 4

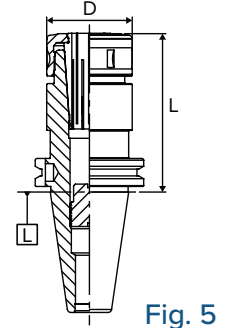


Fig. 5



SK Collets  
Pages 32-39



Wrenches  
Page 40




Back-up Screw  
Page 41



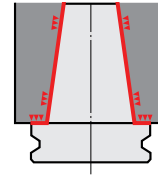
Coolant-thru Nuts  
Pages 37-39

## TAPER PLUS CAT SK COLLET CHUCKS



### Taper Plus (Dual Contact) Advantages

- Outstanding runout accuracy for longer tool life
- Vibration dampening for increased productivity
- High rigidity for smooth and stable cutting
- Interchangeable between standard and dual face contact spindles
- 53% more surface area contact than just the taper alone



### TAPER PLUS - CAT50 SK6/SK10/16/25

Part Number	Collet Series	Collet Range	Wrench	L (mm)	L	L1	L2	D	D1	D2	Back-Up Screw	Max. RPM	Fig.
NCAT50-SK6C-105U-IDU	SK6	0.028 - 0.25"	SKL-6W	105	4.13"	2.73"	-	0.77"	2.75"	-	SKG6-6HG	20K	1
NCAT50-SK6C-165U-IDU	SK6	0.028 - 0.25"	SKL-6W	165	6.50"	2.61"	5.09"	0.77"	1.26"	2.75"	SKG6-6HG	20K	2
NCAT50-SK10C-105U-IDU	SK10	0.035 - 0.394"	SKL-10	105	4.13"	2.77"	-	1.08"	2.75"	-	SKG10-10HG	20K	1
NCAT50-SK10C-165U-IDU	SK10	0.035 - 0.394"	SKL-10	165	6.50"	3.21"	5.14"	1.08"	1.26"	2.75"	SKG10-10HG	20K	2
NCAT50-SK10C-195U-IDU	SK10	0.035 - 0.394"	SKL-10	195	7.68"	2.95"	-	1.08"	2.75"	-	SKG10-10HG	20K	3
NCAT50-SK10C-225U-IDU	SK10	0.035 - 0.394"	SKL-10	225	8.86"	2.95"	-	1.08"	2.75"	-	SKG10-10HG	20K	3
NCAT50-SK16C-105U-IDU	SK16	0.108 - 0.63"	9HC16	105	4.13"	2.72"	-	1.58"	2.75"	-	SKG16-12HG	20K	1
NCAT50-SK16C-165U-IDU	SK16	0.108 - 0.63"	9HC16	165	6.50"	3.71"	5.08"	1.58"	1.97"	2.75"	SKG16-12HG	20K	2
NCAT50-SK16C-195U-IDU	SK16	0.108 - 0.63"	9HC16	195	7.68"	3.52"	-	1.58"	2.75"	-	SKG16-12HG	20K	3
NCAT50-SK25C-105U-IDU	SK25	0.188 - 1.000"	9HC22	105	4.13"	2.75"	-	1.91"	2.75"	-	SKG25-24HG	15K	1
NCAT50-SK25C-165U-IDU	SK25	0.188 - 1.000"	9HC22	165	6.50"	5.09"	-	2.17"	2.75"	-	SKG25-24HG	15K	1
NCAT50-SK25C-195U-IDU	SK25	0.188 - 1.000"	9HC22	195	7.68"	6.27"	-	2.17"	2.75"	-	SKG25-24HG	15K	1

Note: "-IDU" type holders have a pre-machined counter-bore on the drive key to accept Balluff BIS-C122-04/L RFID chips (10 X 4.5mm size)

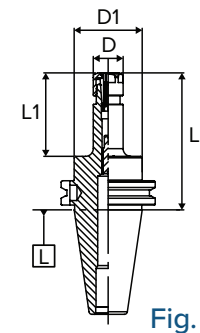


Fig. 1

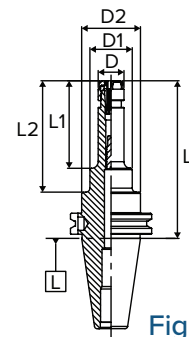


Fig. 2

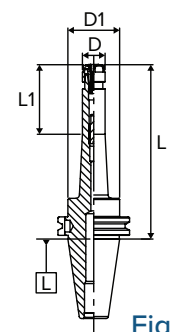



Fig. 3



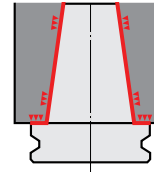
# SK COLLET CHUCKS

## TAPER PLUS CAT SLIM CHUCK COOLANT HIGH-SPEED



### Taper Plus (Dual Contact) Advantages

- Outstanding runout accuracy for longer tool life
- Vibration dampening for increased productivity
- High rigidity for smooth and stable cutting
- Interchangeable between standard and dual face contact spindles
- 53% more surface area contact than just the taper alone



### TAPER PLUS - CAT50 SK10-P/16/25

Part Number	Collet Series	Collet Range	Wrench	L (mm)	L	L1	L2	D	D1	D2	Back-Up Screw	Max. RPM	Fig.
NCAT50-SK10C-105UP-IDU	SK10	0.035 - 0.394"	GH10	105	4.13"	2.75"	-	1.08"	2.75"	-	SKG10-10HG	20K	1
NCAT50-SK10C-165UP-IDU	SK10	0.035 - 0.394"	GH10	165	6.50"	3.19"	5.11"	1.08"	1.26"	2.75"	SKG10-10HG	20K	2
NCAT50-SK10C-195UP-IDU	SK10	0.035 - 0.394"	GH10	195	7.68"	2.95"	-	1.08"	2.75"	-	SKG10-10HG	20K	3
NCAT50-SK16C-105UP-IDU	SK16	0.108 - 0.63"	GH16	105	4.13"	2.72"	-	1.59"	2.75"	-	SKG16-12HG	20K	1
NCAT50-SK16C-165UP-IDU	SK16	0.108 - 0.63"	GH16	165	6.50"	3.71"	5.08"	1.59"	1.97"	2.75"	SKG16-12HG	20K	2
NCAT50-SK25C-105UP-IDU	SK25	0.188 - 1.000"	GH25	105	4.13"	2.73"	-	2.17"	2.75"	-	SKG25-24HG	15K	1
NCAT50-SK25C-165UP-IDU	SK25	0.188 - 1.000"	GH25	165	6.50"	5.09"	-	2.17"	2.75"	-	SKG25-24HG	15K	1

Note: "-IDU" type holders have a pre-machined counter-bore on the drive key to accept Balluff BIS-C122-04/L RFID chips (10 X 4.5mm size)

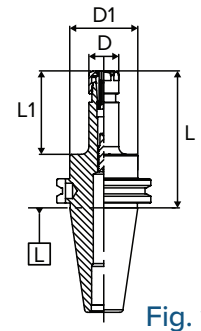


Fig. 1

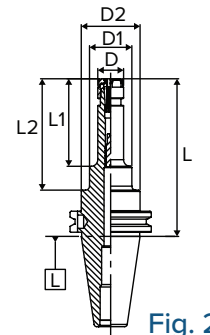


Fig. 2

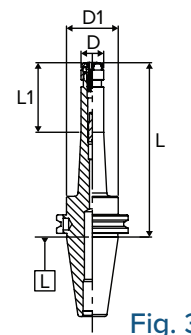


Fig. 3



SK Collets  
Pages 32-39



Wrenches  
Page 40



Back-up Screw  
Page 41



Coolant-thru Nuts  
Pages 37-39

## BT SK COLLET CHUCKS

### FEATURES

- Feature TiN Bearing Nut which considerably improves cutting rigidity and finish
- Narrow body allows access to tight spaces and hard to reach areas
- Unique high-pressure coolant collet system for higher accuracy and gripping torque
- Longer and steeper collet provides double the clamping force and precision than ER Collet Chucks



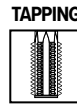
**T.I.R.**  
≤0.0002" at 4xD



**Speed**  
Up to 30,000 rpm



**Coolant-Thru**  
Thru-tool coolant



Please note that the maximum RPM listed in our catalog may vary depending on the toolholder shank, weight, balanceability and the G rating.

### BT30

Part Number	Collet Size	Collet Range	Wrench	L (mm)	L	L1	D	D1	Back-Up Screw	Max. RPM	Fig.
BT30-SK6-60	SK6	0.028 - 0.25"	SKL-6W	60	2.36"	1.49"	0.77"	-	SKG-8	15K	7
BT30-SK6-90	SK6	0.028 - 0.25"	SKL-6W	90	3.54"	2.47"	0.77"	1.26"	SKG-8	15K	8
BT30-SK6-120	SK6	0.028 - 0.25"	SKL-6W	120	4.72"	2.63"	0.77"	1.26"	SKG-8	15K	8
BT30-SK10-45	SK10	0.035 - 0.394"	SKL-10	45	1.77"	0.90"	1.08"	-	SKG-12S	15K	7
BT30-SK10-60	SK10	0.035 - 0.394"	SKL-10	60	2.36"	1.52"	1.08"	-	SKG-12L	15K	7
BT30-SK10-90	SK10	0.035 - 0.394"	SKL-10	90	3.54"	2.68"	1.08"	-	SKG-12L	15K	7
BT30-SK13-75	SK13	0.108 - 0.512"	016-SPAN	75	2.95"	2.09"	1.30"	-	SKG-15	15K	7
BT30-SK13-90	SK13	0.108 - 0.512"	016-SPAN	90	3.54"	2.68"	1.30"	-	SKG-15	15K	7
BT30-SK13-120	SK13	0.108 - 0.512"	016-SPAN	120	4.72"	3.86"	1.30"	-	SKG-15	15K	7
BT30-SK16-60	SK16	0.108 - 0.63"	9HC16	60	2.36"	1.47"	1.58"	-	SKG-12L	15K	7
BT30-SK16-90	SK16	0.108 - 0.63"	9HC16	90	3.54"	2.67"	1.58"	-	SKG-12	15K	7
BT30-SK16-120	SK16	0.108 - 0.63"	9HC16	120	4.72"	3.82"	1.58"	-	SKG-18L	15K	7
BT30-SK20-60	SK20	0.138 - 0.787"	9HC22	60	2.36"	1.49"	1.91"	-	SKG-12S	15K	7
BT30-SK20-90	SK20	0.138 - 0.787"	9HC22	90	3.54"	2.67"	1.91"	-	SKG-12	15K	7
BT30-SK25-90	SK25	0.188 - 1.000"	9HC22	90	3.54"	2.67"	2.17"	-	SKG-12	15K	7



Available in **TAPER PLUS+**  
Dual-taper and flange contact

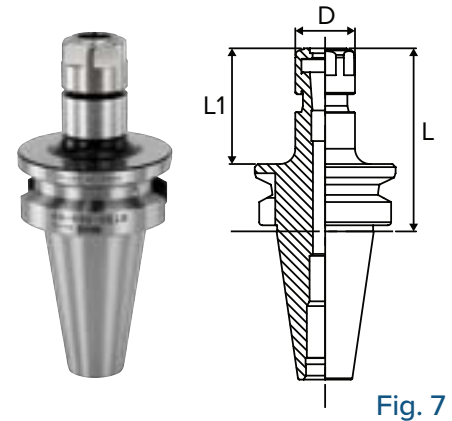


Fig. 7

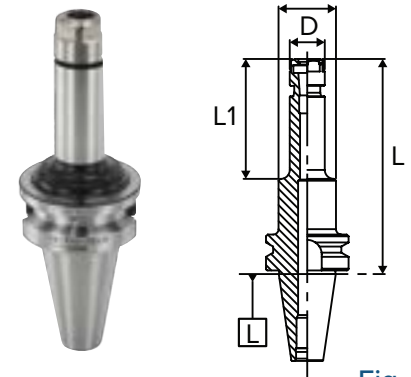


Fig. 8



SK Collets  
Pages 32-39



Wrenches  
Page 40



Back-up Screw  
Page 41



Coolant-thru Nuts  
Pages 37-39



# SK COLLET CHUCKS

## BT SK COLLET CHUCKS

### BT40

Part Number	Collet Size	Collet Range	Wrench	L (mm)	L	L1	D	D1	Back-Up Screw	Max. RPM	Fig.
BT40-SK6-60	SK6	0.028 - 0.25"	SKL-6W	60	2.36"	1.30"	0.77"	-	SKG-8	15K	7
BT40-SK6-90	SK6	0.028 - 0.25"	SKL-6W	90	3.54"	2.28"	0.77"	1.26"	SKG-8	15K	8
BT40-SK6-120	SK6	0.028 - 0.25"	SKL-6W	120	4.72"	2.63"	0.77"	1.26"	SKG-8	15K	8
BT40-SK6-150	SK6	0.028 - 0.25"	SKL-6W	150	5.91"	2.35"	0.77"	-	SKG-8	10K	9
BT40-SK10-60	SK10	0.035 - 0.394"	SKL-10	60	2.36"	1.32"	1.08"	-	SKG-12L	15K	7
BT40-SK10-90	SK10	0.035 - 0.394"	SKL-10	90	3.54"	2.18"	1.08"	1.58"	SKG-12L	15K	8
BT40-SK10-120	SK10	0.035 - 0.394"	SKL-10	120	4.72"	3.16"	1.08"	1.58"	SKG-12L	15K	8
BT40-SK10-150	SK10	0.035 - 0.394"	SKL-10	150	5.91"	2.87"	1.08"	-	SKG-12L	10K	9
BT40-SK10-180	SK10	0.035 - 0.394"	SKL-10	180	7.09"	2.87"	1.08"	-	SKG-12L	10K	9
BT40-SK13-75	SK13	0.108 - 0.512"	016-SPAN	75	2.95"	1.90"	1.30"	-	SKG-15	15K	7
BT40-SK13-90	SK13	0.108 - 0.512"	016-SPAN	90	3.54"	2.48"	1.30"	-	SKG-15	15K	7
BT40-SK16-60	SK16	0.108 - 0.63"	9HC16	60	2.36"	1.27"	1.58"	-	SKG-18S	15K	7
BT40-SK16-90	SK16	0.108 - 0.63"	9HC16	90	3.54"	2.45"	1.58"	-	SKG-18L	15K	7
BT40-SK16-120	SK16	0.108 - 0.63"	9HC16	120	4.72"	3.65"	1.58"	-	SKG-18L	15K	7
BT40-SK16-150	SK16	0.108 - 0.63"	9HC16	150	5.91"	4.84"	1.58"	-	SKG-18L	10K	7
BT40-SK16-180	SK16	0.108 - 0.63"	9HC16	180	7.09"	6.02"	1.58"	-	SKG-18L	10K	7
BT40-SK20-60	SK20	0.138 - 0.787"	9HC22	60	2.36"	1.30"	1.91"	-	SKG-22	15K	7
BT40-SK20-90	SK20	0.138 - 0.787"	9HC22	90	3.54"	2.47"	1.91"	-	SKG-22	15K	7
BT40-SK20-120	SK20	0.138 - 0.787"	9HC22	120	4.72"	3.65"	1.91"	-	SKG-22	15K	7
BT40-SK25-75	SK25	0.188 - 1.000"	9HC22	75	2.95"	1.88"	2.17"	-	SKG-12	15K	7
BT40-SK25-90	SK25	0.188 - 1.000"	9HC22	90	3.54"	2.47"	2.17"	-	SKG-28	15K	7
BT40-SK25-120	SK25	0.188 - 1.000"	9HC22	120	4.72"	3.65"	2.17"	-	SKG-28	15K	7

Note: Wrench and back-up screw not included.



Available in **TAPER PLUS<sup>+</sup>**  
Dual-taper and flange contact

### BT50 STANDARD

Part Number	Collet Size	Collet Range	Wrench	L (mm)	L	L1	L2	D	D1	D2	Back-Up Screw	Max. RPM	Fig.
BT50-SK6-105	SK6	0.028 - 0.25"	SKL-6W	105	4.13"	2.43"	-	0.77"	1.26"	-	SKG-8	15K	8
BT50-SK6-165	SK6	0.028 - 0.25"	SKL-6W	165	6.50"	2.63"	4.76"	0.77"	1.26"	1.97"	SKG-8	10K	10
BT50-SK10-105	SK10	0.035 - 0.394"	SKL-10	105	4.13"	2.63"	-	1.08"	-	-	SKG-12L	15K	7
BT50-SK10-165	SK10	0.035 - 0.394"	SKL-10	165	6.50"	3.18"	4.76"	1.08"	1.26"	1.97"	SKG-12L	10K	10
BT50-SK10-200	SK10	0.035 - 0.394"	SKL-10	200	7.87"	2.93"	-	1.08"	-	-	SKG-12L	2.4K	9
BT50-SK13-250	SK13	0.108 - 0.512"	016-SPAN	250	9.84"	3.62"	-	1.30"	-	-	SKG-15	2.4K	9
BT50-SK16-105	SK16	0.108 - 0.63"	9HC16	105	4.13"	2.63"	-	1.58"	-	-	SKG-18L	15K	7
BT50-SK16-135	SK16	0.108 - 0.63"	9HC16	135	5.31"	3.78"	-	1.58"	-	-	SKG-18L	10K	7
BT50-SK16-165	SK16	0.108 - 0.63"	9HC16	165	6.50"	3.73"	-	1.58"	1.97"	-	SKG-18L	10K	8
BT50-SK16-200	SK16	0.108 - 0.63"	9HC16	200	7.87"	3.59"	-	1.58"	-	-	SKG-18L	2.4K	9
BT50-SK25-105	SK25	0.188 - 1.000"	9HC22	105	4.13"	2.63"	-	2.17"	-	-	SKG-28	15K	7
BT50-SK25-165	SK25	0.188 - 1.000"	9HC22	165	6.50"	4.99"	-	2.17"	-	-	SKG-28	10K	7
BT50-SK25-200	SK25	0.188 - 1.000"	9HC22	200	7.87"	6.35"	-	2.17"	-	-	SKG-28	2.4K	7

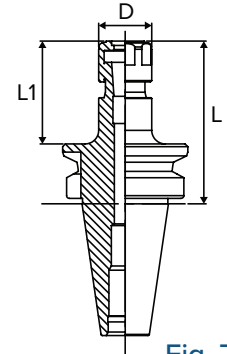


Fig. 7

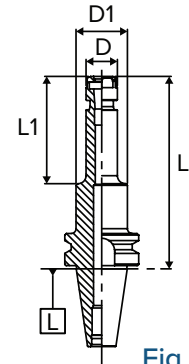


Fig. 8

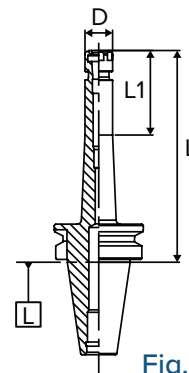


Fig. 9

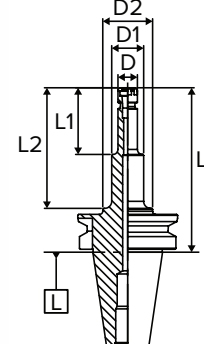


Fig. 10



SK Collets  
Pages 32-39



Wrenches  
Page 40



Back-up Screw  
Page 41



Coolant-thru Nuts  
Pages 37-39

## BT SK COLLET CHUCKS - HIGH-SPEED

### BT30 - HIGH-SPEED

Part Number	Collet Size	Collet Range	Wrench	L (mm)	L	L1	D	D1	Back-Up Screw	Max. RPM	Fig.
BT30-SK6-60P	SK6	0.028 - 0.25"	GH6	60	2.36"	1.49"	0.78"	-	SKG-8	30K	7
BT30-SK6-90P	SK6	0.028 - 0.25"	GH6	90	3.54"	2.47"	0.78"	1.26"	SKG-8	30K	8
BT30-SK6-120P	SK6	0.028 - 0.25"	GH6	120	4.72"	2.61"	0.78"	1.26"	SKG-8	30K	8
BT30-SK10-45P	SK10	0.035 - 0.394"	GH10	45	1.77"	0.90"	1.08"	-	SKG-12S	30K	7
BT30-SK10-60P	SK10	0.035 - 0.394"	GH10	60	2.36"	1.50"	1.08"	-	SKG-12L	30K	7
BT30-SK10-90P	SK10	0.035 - 0.394"	GH10	90	3.54"	2.67"	1.08"	-	SKG-12L	30K	7
BT30-SK13-90P	SK13	0.108 - 0.512"	GH12	90	3.54"	2.69"	1.32"	-	SKG-15	30K	7
BT30-SK16-60P	SK16	0.108 - 0.63"	GH16	60	2.36"	1.50"	1.59"	-	SKG-12L	30K	7
BT30-SK16-90P	SK16	0.108 - 0.63"	GH16	90	3.54"	2.67"	1.59"	-	SKG-12	30K	7
BT30-SK16-120P	SK16	0.108 - 0.63"	GH16	120	4.72"	3.83"	1.59"	-	SKG-18L	25K	7
BT30-SK20-60P	SK20	0.138 - 0.787"	GH20	60	2.36"	1.49"	1.91"	-	SKG-12S	30K	7
BT30-SK20-90P	SK20	0.138 - 0.787"	GH20	90	3.54"	2.67"	1.91"	-	SKG-12	25K	7
BT30-SK25-90P	SK25	0.188 - 1.000"	GH25	90	3.54"	2.67"	2.17"	-	SKG-12	15K	7

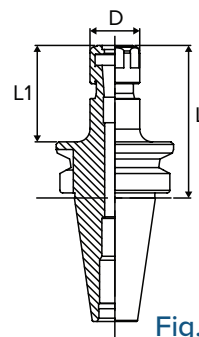


Fig. 7

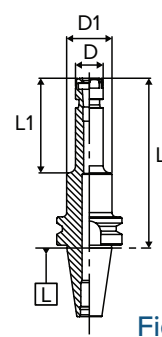


Fig. 8

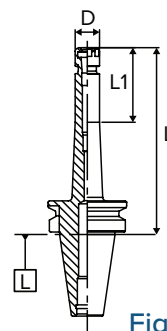


Fig. 9

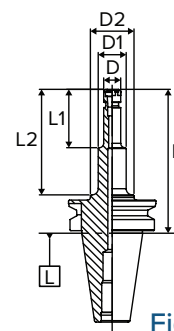


Fig. 10

### BT40 - HIGH-SPEED

Part Number	Collet Size	Collet Range	Wrench	L (mm)	L	L1	D	D1	Back-Up Screw	Max. RPM	Fig.
BT40-SK6-90P	SK6	0.028 - 0.25"	GH6	90	3.54"	2.28"	0.78"	1.26"	SKG-8	30K	8
BT40-SK6-120P	SK6	0.028 - 0.25"	GH6	120	4.72"	2.63"	0.78"	1.26"	SKG-8	30K	8
BT40-SK6-150P	SK6	0.028 - 0.25"	GH6	150	5.91"	2.35"	0.78"	-	SKG-8	30K	9
BT40-SK10-60P	SK10	0.035 - 0.394"	GH10	60	2.36"	1.32"	1.08"	-	SKG-12L	30K	7
BT40-SK10-90P	SK10	0.035 - 0.394"	GH10	90	3.54"	2.16"	1.08"	1.58"	SKG-12L	30K	8
BT40-SK10-120P	SK10	0.035 - 0.394"	GH10	120	4.72"	3.14"	1.08"	1.58"	SKG-12L	30K	8
BT40-SK10-150P	SK10	0.035 - 0.394"	GH10	150	5.91"	2.87"	1.08"	-	SKG-12L	30K	9
BT40-SK16-60P	SK16	0.108 - 0.63"	GH16	60	2.36"	1.27"	1.59"	-	SKG-18S	25K	7
BT40-SK16-90P	SK16	0.108 - 0.63"	GH16	90	3.54"	2.47"	1.59"	-	SKG-18L	25K	7
BT40-SK16-120P	SK16	0.108 - 0.63"	GH16	120	4.72"	3.65"	1.59"	-	SKG-18L	25K	7
BT40-SK16-150P	SK16	0.108 - 0.63"	GH16	150	5.91"	4.84"	1.59"	-	SKG-18L	25K	7
BT40-SK25-75P	SK25	0.188 - 1.000"	GH25	75	2.95"	1.88"	2.17"	-	SKG-12	20K	7
BT40-SK25-90P	SK25	0.188 - 1.000"	GH25	90	3.54"	2.47"	2.17"	-	SKG-28	20K	7
BT40-SK25-120P	SK25	0.188 - 1.000"	GH25	120	4.72"	3.65"	2.17"	-	SKG-28	20K	7

### BT50 - HIGH-SPEED

Part Number	Collet Size	Collet Range	Wrench	L (mm)	L	L1	L2	D	D1	D2	Back-Up Screw	Max. RPM	Fig.
BT50-SK6-165P	SK6	0.028 - 0.25"	GH6	165	6.50"	2.63"	4.76"	0.78"	1.26"	1.97"	SKG-8	20K	10
BT50-SK10-105P	SK10	0.035 - 0.394"	GH10	105	4.13"	2.63"	-	1.08"	-	-	SKG-12L	20K	7
BT50-SK10-165P	SK10	0.035 - 0.394"	GH10	165	6.50"	3.18"	4.76"	1.08"	1.26"	1.97"	SKG-12L	20K	10
BT50-SK16-105P	SK16	0.108 - 0.63"	GH16	105	4.13"	2.63"	-	1.59"	-	-	SKG-18L	20K	7
BT50-SK16-165P	SK16	0.108 - 0.63"	GH16	165	6.50"	3.73"	-	1.59"	1.97"	-	SKG-18L	20K	8
BT50-SK25-105P	SK25	0.188 - 1.000"	GH25	105	4.13"	2.63"	-	2.17"	-	-	SKG-28	15K	7
BT50-SK25-165P	SK25	0.188 - 1.000"	GH25	165	6.50"	4.99"	-	2.17"	-	-	SKG-28	15K	7

Note: Wrench and back-up screw not included.



Available in  
**TAPER PLUS**  
Dual-taper and flange contact  
See pages 22-23

**TAPER PLUS+**  
COMBINING TAPER ACCURACY  
WITH FLANGE RIGIDITY!




- Outstanding Runout Accuracy for longer tool life
- Vibration Dampening for increased productivity
- High Rigidity for smooth and stable cutting



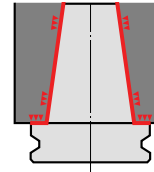
# SK COLLET CHUCKS

## TAPER PLUS BT SK COLLET CHUCKS



### Taper Plus (Dual Contact) Advantages

- Outstanding runout accuracy for longer tool life
- Vibration dampening for increased productivity
- High rigidity for smooth and stable cutting
- Interchangeable between standard and dual face contact spindles
- 53% more surface area contact than just the taper alone



### TAPER PLUS - BT30 SK6/10/13/16/20/25

Part Number	Collet Series	Collet Range	Wrench	L (mm)	L	L1	D	D1	Back-Up Screw	Max. RPM	Fig.
NBT30-SK6C-60	SK6	0.028 - 0.25"	SKL-6W	60	2.36"	1.49"	0.77"	-	SKG6-6HG	15K	7
NBT30-SK6C-90	SK6	0.028 - 0.25"	SKL-6W	90	3.54"	2.46"	0.77"	1.26"	SKG6-6HG	15K	8
NBT30-SK6C-120	SK6	0.028 - 0.25"	SKL-6W	120	4.72"	2.63"	0.77"	1.26"	SKG6-6HG	15K	8
NBT30-SK10C-45	SK10	0.035 - 0.394"	SKL-10	45	1.77"	0.90"	1.08"	-	SKG10-10HG	15K	7
NBT30-SK10C-60	SK10	0.035 - 0.394"	SKL-10	60	2.36"	1.49"	1.08"	-	SKG10-10HG	15K	7
NBT30-SK10C-75	SK10	0.035 - 0.394"	SKL-10	75	2.95"	2.08"	1.08"	-	SKG10-10HG	15K	7
NBT30-SK10C-90	SK10	0.035 - 0.394"	SKL-10	90	3.54"	2.67"	1.08"	-	SKG10-10HG	15K	7
NBT30-SK10C-120	SK10	0.035 - 0.394"	SKL-10	120	4.72"	3.85"	1.08"	-	SKG10-10HG	15K	7
NBT30-SK13C-60	SK13	0.108 - 0.512"	016-SPAN	60	2.36"	1.50"	1.30"	-	SKG13-10HG	15K	7
NBT30-SK13C-90	SK13	0.108 - 0.512"	016-SPAN	90	3.54"	2.69"	1.30"	-	SKG13-10HG	15K	7
NBT30-SK13C-120	SK13	0.108 - 0.512"	016-SPAN	120	4.72"	3.86"	1.30"	-	SKG13-10HG	15K	7
NBT30-SK16C-60	SK16	0.108 - 0.63"	9HC16	60	2.36"	1.49"	1.58"	-	SKG16-12HGE	15K	7
NBT30-SK16C-75	SK16	0.108 - 0.63"	9HC16	75	2.95"	2.08"	1.58"	-	SKG16-10HG	15K	7
NBT30-SK16C-90	SK16	0.108 - 0.63"	9HC16	90	3.54"	2.65"	1.58"	-	SKG16-12HG	15K	7
NBT30-SK16C-120	SK16	0.108 - 0.63"	9HC16	120	4.72"	3.85"	1.58"	-	SKG16-12HG	15K	7
NBT30-SK20-60	SK20	0.138 - 0.787"	9HC22	60	2.36"	1.49"	1.91"	-	SKG-12S	15K	7
NBT30-SK20C-75	SK20	0.138 - 0.787"	9HC22	75	2.95"	2.08"	1.91"	-	SKG20-12HGE	15K	7
NBT30-SK20C-90	SK20	0.138 - 0.787"	9HC22	90	3.54"	2.67"	1.91"	-	SKG20-12HG	15K	7
NBT30-SK25-90	SK25	0.188 - 1.000"	9HC22	90	3.54"	2.67"	2.17"	-	SKG-12	15K	7

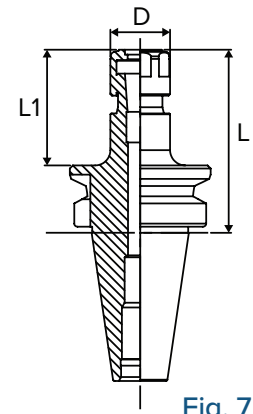


Fig. 7

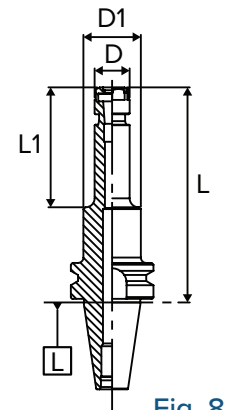



Fig. 8

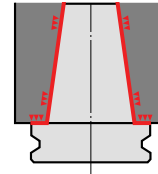


## TAPER PLUS BT SLIM CHUCK COOLANT HIGH-SPEED



### Taper Plus (Dual Contact) Advantages

- Outstanding runout accuracy for longer tool life
- Vibration dampening for increased productivity
- High rigidity for smooth and stable cutting
- Interchangeable between standard and dual face contact spindles
- 53% more surface area contact than just the taper alone



### TAPER PLUS - BT30 SK6/10/13/16/20/25-P

Part Number	Collet Series	Collet Range	Wrench	L (mm)	L	L1	D	D1	Back-Up Screw	Max. RPM	Fig.
NBT30-SK6C-60P	SK6	0.028 - 0.25"	GH6	60	2.36"	1.49"	0.78"	-	SKG6-6HG	30K	7
NBT30-SK6C-90P	SK6	0.028 - 0.25"	GH6	90	3.54"	2.47"	0.78"	1.26"	SKG6-6HG	30K	8
NBT30-SK6C-120P	SK6	0.028 - 0.25"	GH6	120	4.72"	2.64"	0.78"	1.26"	SKG6-6HG	30K	8
NBT30-SK10C-45P	SK10	0.035 - 0.394"	GH10	45	1.77"	0.90"	1.08"	-	SKG10-10HG	30K	7
NBT30-SK10C-60P	SK10	0.035 - 0.394"	GH10	60	2.36"	1.49"	1.08"	-	SKG10-10HG	30K	7
NBT30-SK10C-75P	SK10	0.035 - 0.394"	GH10	75	2.95"	2.08"	1.08"	-	SKG10-10HG	30K	7
NBT30-SK10C-90P	SK10	0.035 - 0.394"	GH10	90	3.54"	2.67"	1.08"	-	SKG10-10HG	30K	7
NBT30-SK10C-120P	SK10	0.035 - 0.394"	GH10	120	4.72"	3.88"	1.08"	-	SKG10-10HG	30K	7
NBT30-SK13C-60P	SK13	0.028 - 0.25"	GH12	60	2.36"	1.50"	1.32"	-	SKG13-10HG	30K	7
NBT30-SK13C-90P	SK13	0.028 - 0.25"	GH12	90	3.54"	2.69"	1.32"	-	SKG13-10HG	30K	7
NBT30-SK13C-120P	SK13	0.028 - 0.25"	GH12	120	4.72"	3.87"	1.32"	-	SKG13-10HG	30K	7
NBT30-SK16C-60P	SK16	0.108 - 0.63"	GH16	60	2.36"	1.49"	1.59"	-	SKG16-12HGE	25K	7
NBT30-SK16C-75P	SK16	0.108 - 0.63"	GH16	75	2.95"	2.08"	1.59"	-	SKG16-10HG	25K	7
NBT30-SK16C-90P	SK16	0.108 - 0.63"	GH16	90	3.54"	2.67"	1.59"	-	SKG16-12HG	25K	7
NBT30-SK16C-120P	SK16	0.108 - 0.63"	GH16	120	4.72"	3.83"	1.59"	-	SKG16-12HG	25K	7
NBT30-SK20-60P	SK20	0.138 - 0.787"	GH20	60	2.36"	1.49"	1.91"	-	SKG-12S	25K	7
NBT30-SK20C-75P	SK20	0.138 - 0.787"	GH20	75	2.95"	2.08"	1.91"	-	SKG20-12HGE	25K	7
NBT30-SK20C-90P	SK20	0.138 - 0.787"	GH20	90	3.54"	2.67"	1.91"	-	SKG20-12HG	25K	7
NBT30-SK25-90P	SK25	0.188 - 1.000"	GH25	90	3.54"	2.67"	2.17"	-	SKG-12	20K	7

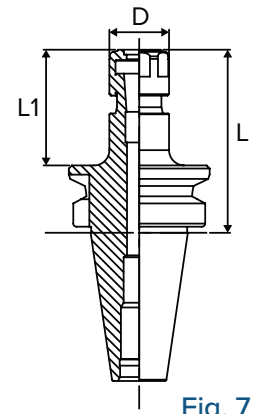


Fig. 7

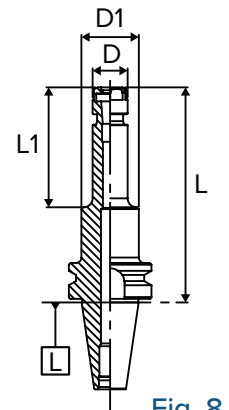



Fig. 8





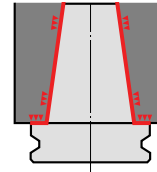
# SK COLLET CHUCKS

## TAPER PLUS BT SLIM CHUCK COOLANT



### Taper Plus (Dual Contact) Advantages

- Outstanding runout accuracy for longer tool life
- Vibration dampening for increased productivity
- High rigidity for smooth and stable cutting
- Interchangeable between standard and dual face contact spindles
- 53% more surface area contact than just the taper alone



### TAPER PLUS - BT40 SK6/10/13/16/25

Part Number	Collet Series	Collet Range	Wrench	L (mm)	L	L1	D	D1	Back-Up Screw	Max. RPM	Fig.
NBT40-SK6C-60	SK6	0.028 - 0.25"	SKL-6W	60	2.36"	1.29"	0.77"	0.77"	SKG6-6HG	15K	7
NBT40-SK6C-90	SK6	0.028 - 0.25"	SKL-6W	90	3.54"	2.28"	0.77"	1.26"	SKG6-6HG	15K	8
NBT40-SK6C-120	SK6	0.028 - 0.25"	SKL-6W	120	4.72"	2.63"	0.77"	1.26"	SKG6-6HG	15K	8
NBT40-SK6C-150	SK6	0.028 - 0.25"	SKL-6W	150	5.91"	2.35"	0.77"	-	SKG6-6HG	10K	9
NBT40-SK10C-60	SK10	0.035 - 0.394"	SKL-10	60	2.36"	1.29"	1.08"	-	SKG10-10HG	15K	7
NBT40-SK10C-75	SK10	0.035 - 0.394"	SKL-10	75	2.95"	1.88"	1.08"	-	SKG10-10HG	15K	7
NBT40-SK10C-90	SK10	0.035 - 0.394"	SKL-10	90	3.54"	1.89"	1.08"	1.58"	SKG10-10HG	15K	8
NBT40-SK10C-120	SK10	0.035 - 0.394"	SKL-10	120	4.72"	3.14"	1.08"	1.58"	SKG10-10HG	15K	8
NBT40-SK10C-150	SK10	0.035 - 0.394"	SKL-10	150	5.91"	2.87"	1.08"	-	SKG10-10HG	10K	9
NBT40-SK10C-180	SK10	0.035 - 0.394"	SKL-10	180	7.09"	2.87"	1.08"	-	SKG10-10HG	10K	9
NBT40-SK10C-200	SK10	0.035 - 0.394"	SKL-10	200	7.87"	2.87"	1.08"	-	SKG10-10HG	2.4K	9
NBT40-SK10C-250	SK10	0.035 - 0.394"	SKL-10	250	9.84"	2.87"	1.08"	-	SKG10-10HG	2.4K	9
NBT40-SK13C-60	SK13	0.108 - 0.512"	016-SPAN	60	2.36"	1.30"	1.30"	-	SKG13-10HG	15K	7
NBT40-SK13C-75	SK13	0.108 - 0.512"	016-SPAN	75	2.95"	1.89"	1.30"	-	SKG13-10HG	15K	7
NBT40-SK16C-60	SK16	0.108 - 0.63"	9HC16	60	2.36"	1.29"	1.58"	-	SKG16-10HG	15K	7
NBT40-SK16C-75	SK16	0.108 - 0.63"	9HC16	75	2.95"	1.88"	1.58"	-	SKG16-12HG	15K	7
NBT40-SK16C-90	SK16	0.108 - 0.63"	9HC16	90	3.54"	2.47"	1.58"	-	SKG16-12HG	15K	7
NBT40-SK16C-120	SK16	0.108 - 0.63"	9HC16	120	4.72"	3.65"	1.58"	-	SKG16-12HG	15K	7
NBT40-SK16C-150	SK16	0.108 - 0.63"	9HC16	150	5.91"	4.84"	1.58"	-	SKG16-12HG	10K	7
NBT40-SK16C-180	SK16	0.108 - 0.63"	9HC16	180	7.09"	6.02"	1.58"	-	SKG16-12HG	10K	7
NBT40-SK16C-200	SK16	0.108 - 0.63"	9HC16	200	7.87"	6.80"	1.58"	-	SKG16-12HG	2.4K	7
NBT40-SK16C-250	SK16	0.108 - 0.63"	9HC16	250	9.84"	8.77"	1.58"	-	SKG16-12HG	2.4K	7
NBT40-SK25C-75	SK25	0.188 - 1.000"	9HC22	75	2.95"	1.88"	2.17"	-	SKG25-18HGE	15K	7
NBT40-SK25C-90	SK25	0.188 - 1.000"	9HC22	90	3.54"	2.47"	2.17"	-	SKG25-18HGD	15K	7
NBT40-SK25C-120	SK25	0.188 - 1.000"	9HC22	120	4.72"	3.65"	2.17"	-	SKG25-24HG	15K	7

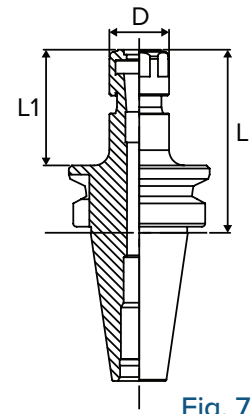


Fig. 7

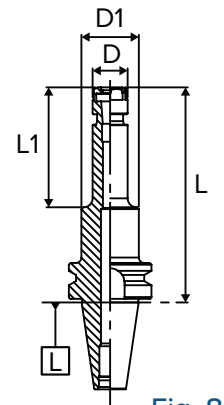


Fig. 8

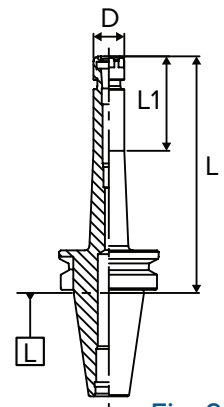


Fig. 9



SK Collets  
Pages 32-39



Wrenches  
Page 40




Back-up Screw  
Page 41



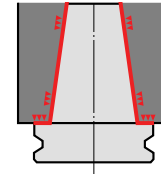
Coolant-thru Nuts  
Pages 37-39

## TAPER PLUS BT SLIM CHUCK COOLANT HIGH-SPEED



### Taper Plus (Dual Contact) Advantages

- Outstanding runout accuracy for longer tool life
- Vibration dampening for increased productivity
- High rigidity for smooth and stable cutting
- Interchangeable between standard and dual face contact spindles
- 53% more surface area contact than just the taper alone



### TAPER PLUS - BT40 SK6/10/13/16/25-P

Part Number	Collet Series	Collet Range	Wrench	L (mm)	L	L1	D	D1	Back-Up Screw	Max. RPM	Fig.
NBT40-SK6C-60P	SK6	0.028 - 0.25"	GH6	60	2.36"	1.29"	0.78"	-	SKG6-6HG	30K	7
NBT40-SK6C-90P	SK6	0.028 - 0.25"	GH6	90	3.54"	2.28"	0.78"	1.26"	SKG6-6HG	30K	8
NBT40-SK6C-120P	SK6	0.028 - 0.25"	GH6	120	4.72"	2.63"	0.78"	1.26"	SKG6-6HG	30K	8
NBT40-SK6C-150P	SK6	0.028 - 0.25"	GH6	150	5.91"	2.35"	0.78"	-	SKG6-6HG	30K	9
NBT40-SK10C-60P	SK10	0.035 - 0.394"	GH10	60	2.36"	1.29"	1.08"	-	SKG10-10HG	30K	7
NBT40-SK10C-75P	SK10	0.035 - 0.394"	GH10	75	2.95"	1.88"	1.08"	-	SKG10-10HG	30K	7
NBT40-SK10C-90P	SK10	0.035 - 0.394"	GH10	90	3.54"	2.16"	1.08"	1.58"	SKG10-10HG	30K	8
NBT40-SK10C-120P	SK10	0.035 - 0.394"	GH10	120	4.72"	3.14"	1.08"	1.58"	SKG10-10HG	30K	8
NBT40-SK10C-150P	SK10	0.035 - 0.394"	GH10	150	5.91"	2.87"	1.08"	-	SKG10-10HG	30K	9
NBT40-SK13C-75P	SK13	0.108 - 0.512"	GH12	75	2.95"	1.90"	1.32"	-	SKG13-10HG	30K	7
NBT40-SK16C-60P	SK16	0.108 - 0.63"	GH16	60	2.36"	1.30"	1.59"	-	SKG16-10HG	25K	7
NBT40-SK16C-75P	SK16	0.108 - 0.63"	GH16	75	2.95"	1.88"	1.59"	-	SKG16-12HG	25K	7
NBT40-SK16C-90P	SK16	0.108 - 0.63"	GH16	90	3.54"	2.47"	1.59"	-	SKG16-12HG	25K	7
NBT40-SK16C-120P	SK16	0.108 - 0.63"	GH16	120	4.72"	3.65"	1.59"	-	SKG16-12HG	25K	7
NBT40-SK16C-150P	SK16	0.108 - 0.63"	GH16	150	5.91"	4.84"	1.59"	-	SKG16-12HG	25K	7
NBT40-SK25C-75P	SK25	0.188 - 1.000"	GH25	75	2.95"	1.88"	2.17"	-	SKG25-18HGE	20K	7
NBT40-SK25C-90P	SK25	0.188 - 1.000"	GH25	90	3.54"	2.47"	2.17"	-	SKG25-18HGD	20K	7
NBT40-SK25C-120P	SK25	0.188 - 1.000"	GH25	120	4.72"	3.65"	2.17"	-	SKG25-24HG	20K	7

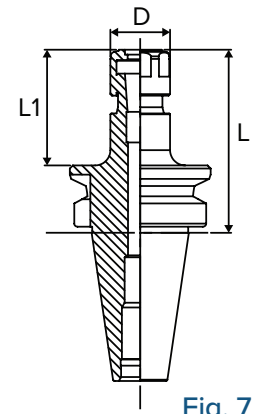


Fig. 7

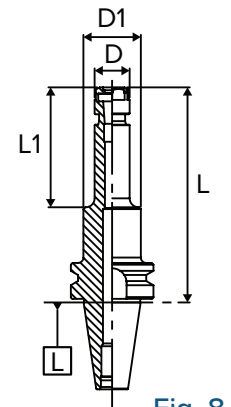


Fig. 8

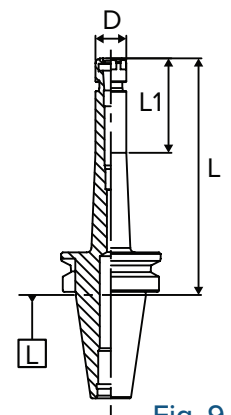


Fig. 9



# SK COLLET CHUCKS

## HSK SK COLLET CHUCKS

### FEATURES

- Feature TiN Bearing Nut which considerably improves cutting rigidity and finish
- Narrow body allows access to tight spaces and hard to reach areas
- Unique high-pressure coolant collet system for higher accuracy and gripping torque
- 8" taper SK collet provides double the clamping force and precision than ER Collet Chucks
- Coolant Collets are steel-sealed and mechanically sealed by design.



**T.I.R.**  
≤0.0002" at 4xD



**Speed**  
Up to 50,000 rpm



**Coolant-Thru**  
Thru-tool coolant

**MILLING**



**REAMING**



**DRILLING**



**TAPPING**



Please note that the maximum RPM listed in our catalog may vary depending on the toolholder shank, weight, balanceability and the G rating.

### HSK63A

Part Number	Collet Size	Collet Range	Wrench	L (mm)	L	L1	D	D1	Back-Up Screw	Max. RPM	Fig.
HSK63A-SK6C-100-IDU	SK6	0.028 - 0.25"	SKL-6W	100	3.94"	2.64"	0.77"	1.26"	SKG6-6HG	20K	11
HSK63A-SK6C-120-IDU	SK6	0.028 - 0.25"	SKL-6W	120	4.72"	2.64"	0.77"	1.26"	SKG6-6HG	20K	11
HSK63A-SK6C-150-IDU	SK6	0.028 - 0.25"	SKL-6W	150	5.91"	2.39"	0.77"	-	SKG6-6HG	10K	12
HSK63A-SK10C-105-IDU	SK10	0.035 - 0.394"	SKL-10	105	4.13"	3.12"	1.08"	-	SKG10-10HGA	20K	13
HSK63A-SK10C-120-IDU	SK10	0.035 - 0.394"	SKL-10	120	4.72"	2.61"	1.08"	1.26"	SKG10-10HGA	20K	11
HSK63A-SK10C-150-IDU	SK10	0.035 - 0.394"	SKL-10	150	5.91"	2.87"	1.08"	-	SKG10-10HGA	15K	12
HSK63A-SK16C-120-IDU	SK16	0.108 - 0.63"	9HC16	120	4.72"	3.67"	1.58"	-	SKG16-10HGA	20K	13
HSK63A-SK16C-150-IDU	SK16	0.108 - 0.630"	9HC16	150	5.91"	4.85"	1.58"	-	SKG16-10HGA	15K	13
HSK63A-SK25C-135-IDU	SK25	0.188 - 1.000"	9HC22	135	5.31"	4.29"	2.17"	-	SKG25-24HGE	10K	13

Note:

- Wrench and back-up screw not included. Coolant tube and coolant tube wrench are sold separately.
- "-IDU" type holders have a pre-machined counter-bore on the drive key to accept Balluff BIS-C122-04/L RFID chips (10 X 4.5mm size)

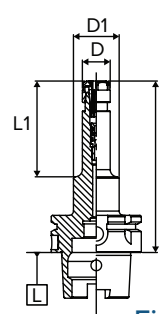


Fig. 11

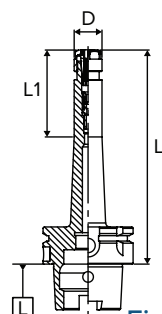


Fig. 12

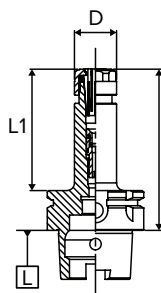


Fig. 13

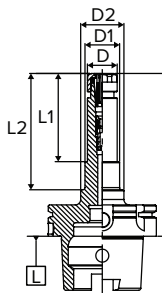


Fig. 14

### HSK100A

Part Number	Collet Size	Collet Range	Wrench	L (mm)	L	L1	L2	D	D1	D2	Back-Up Screw	Max. RPM	Fig.
HSK100A-SK6C-105-IDU	SK6	0.028 - 0.25"	SKL-6W	105	4.13"	2.61"	-	0.77"	1.58"	-	SKG6-6HG	15K	11
HSK100A-SK10C-105-IDU	SK10	0.035 - 0.394"	SKL-10	105	4.13"	2.46"	-	1.08"	1.58"	-	SKG10-10HGA	15K	11
HSK100A-SK10C-120-IDU	SK10	0.035 - 0.394"	SKL-10	120	4.72"	3.05"	-	1.08"	1.58"	-	SKG10-10HGA	15K	11
HSK100A-SK10C-150-IDU	SK10	0.035 - 0.394"	SKL-10	150	5.91"	3.21"	4.24"	1.08"	1.26"	1.58"	SKG10-10HGA	15K	14
HSK100A-SK10C-200-IDU	SK10	0.035 - 0.394"	SKL-10	200	7.87"	2.98"	-	1.08"	-	-	SKG10-10HGA	15K	12
HSK100A-SK16C-120-IDU	SK16	0.108 - 0.63"	9HC16	120	4.72"	3.55"	-	1.58"	-	-	SKG16-10HGA	15K	13
HSK100A-SK16C-150-IDU	SK16	0.108 - 0.63"	9HC16	150	5.91"	3.71"	-	1.58"	1.97"	-	SKG16-12HGBA	10K	11
HSK100A-SK16C-200-IDU	SK16	0.108 - 0.63"	9HC16	200	7.87"	3.51"	-	1.58"	-	-	SKG16-12HGBA	2.4K	12
HSK100A-SK20C-120-IDU	SK20	0.035 - 0.394"	9HC22	120	4.72"	3.58"	-	1.91"	-	-	SKG20-18HG	15K	13
HSK100A-SK25C-145-IDU	SK25	0.630 - 1.000"	9HC22	145	5.71"	4.56"	-	2.17"	-	-	SKG25-24HGE	15K	13

Note: Wrench and back-up screw not included. Coolant tube and coolant tube wrench are sold separately.

### COOLANT TUBE WRENCH FOR HSK HOLDERS

Part Number	Description
HSK40-WRENCH	Wrench for HSK40 Coolant Tube
HSK63-WRENCH	Wrench for HSK63 Coolant Tube
HSK100-WRENCH	Wrench for HSK100 Coolant Tube



### COOLANT TUBE FOR HSK HOLDERS

Part Number	Description
HSK40-TUBE	Coolant Tube for HSK40 holder
HSK63-TUBE	Coolant Tube for HSK63 holder
HSK100-TUBE	Coolant Tube for HSK100 holder



Note: Coolant Tube Wrenches are needed to remove or install coolant tubes in HSK toolholders.



SK Collets  
Pages 32-39



Wrenches  
Page 40



Back-up Screw  
Page 41



Coolant-thru Nuts  
Pages 37-39

## HSK SK COLLET CHUCKS - HIGH-SPEED

### HSK32E HIGH-SPEED

Part Number	Collet Size	Collet Range	Wrench	L (mm)	L	L1	D	Max. RPM	Fig.
<b>HSK32E-SK6-50P</b>	SK6	0.028 - 0.25"	GH6	50	1.97"	1.17"	0.78"	50K	15
<b>HSK32E-SK10-60P</b>	SK10	0.035 - 0.394"	GH10	60	2.36"	1.57"	1.08"	50K	15

Note: Wrench and back-up screw not included.  
Coolant tube and coolant tube wrench are sold separately. See page 27 for details.

### HSK40E HIGH-SPEED

Part Number	Collet Size	Collet Range	Wrench	L (mm)	L	L1	D	Max. RPM	Fig.
<b>HSK40E-SK6-60P</b>	SK6	0.028 - 0.25"	GH6	60	2.36"	1.57"	0.78"	40K	15
<b>HSK40E-SK10-60P</b>	SK10	0.035 - 0.394"	GH10	60	2.36"	1.59"	1.08"	40K	15
<b>HSK40E-SK16-80P</b>	SK16	0.108 - 0.63"	GH16	80	3.15"	2.35"	1.59"	30K	15

Note: Wrench and back-up screw not included.  
Coolant tube and coolant tube wrench are sold separately. See page 27 for details.

### HSK63A HIGH-SPEED

Part Number	Collet Size	Collet Range	Wrench	L (mm)	L	L1	D	D1	Back-Up Screw	Max. RPM	Fig.
<b>HSK63A-SK6C-100P-IDU</b>	SK6	0.028 - 0.25"	GH6	100	3.94"	2.64"	0.78"	1.26"	SKG6-6HG	30K	11
<b>HSK63A-SK6C-120P-IDU</b>	SK6	0.028 - 0.25"	GH6	120	4.72"	2.64"	0.78"	1.26"	SKG6-6HG	30K	11
<b>HSK63A-SK6C-150P-IDU</b>	SK6	0.028 - 0.25"	GH6	150	5.91"	2.40"	0.78"	-	SKG6-6HG	30K	12
<b>HSK63A-SK10C-105P-IDU</b>	SK10	0.035 - 0.394"	GH10	105	4.13"	3.11"	1.08"	-	SKG10-10HG	30K	13
<b>HSK63A-SK10C-120P-IDU</b>	SK10	0.035 - 0.394"	GH10	120	4.72"	2.61"	1.08"	1.26"	SKG10-10HG	30K	11
<b>HSK63A-SK10C-150P-IDU</b>	SK10	0.035 - 0.394"	GH10	150	5.91"	2.89"	1.08"	-	SKG10-10HG	30K	12
<b>HSK63A-SK16C-120P-IDU</b>	SK16	0.108 - 0.63"	GH16	120	4.72"	3.70"	1.59"	-	SKG13-10HG	25K	13
<b>HSK63A-SK16C-150P-IDU</b>	SK16	0.108 - 0.63"	GH12	150	5.91"	4.85"	1.59"	-	SKG13-10HG	25K	13
<b>HSK63A-SK25C-135P-IDU</b>	SK25	0.188 - 1.000"	GH25	135	5.31"	4.28"	1.59"	-	SKG25-24HGE	20K	13

Note:

- Wrench and back-up screw not included. Coolant tube and coolant tube wrench are sold separately. See page 27 for details.
- "-IDU" type holders have a pre-machined counter-bore on the drive key to accept Balluff BIS-C122-04/L RFID chips (10 X 4.5mm size)

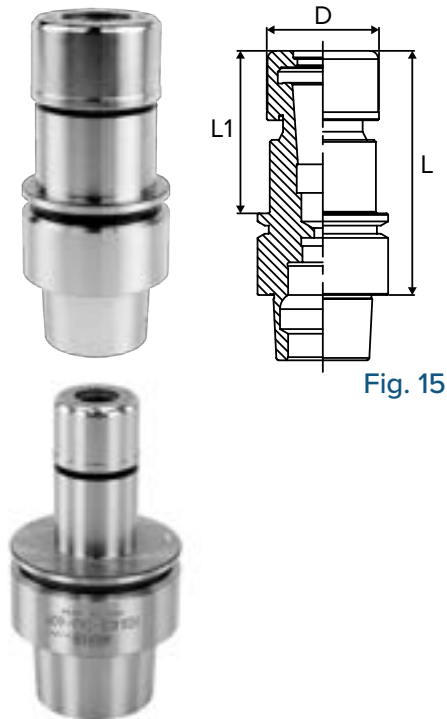


Fig. 15

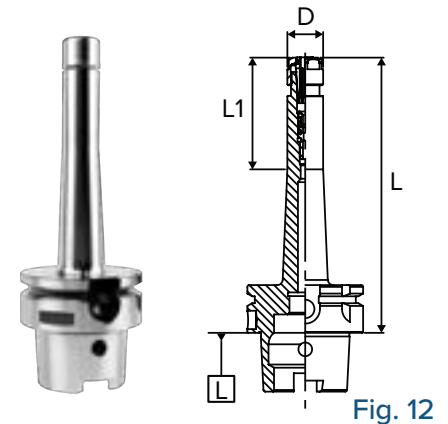


Fig. 12





## HSK SK COLLET CHUCKS - HIGH-SPEED

### HSK63F HIGH-SPEED

Part Number	Collet Size	Collet Range	Wrench	L (mm)	L	L1	D	Back-Up Screw	Max. RPM	Fig.
HSK63F-SK10C-105P	SK10	0.035 - 0.394"	GH10	105	4.13"	3.10"	1.08"	SKG10-10HGAG	30K	15
HSK63F-SK16C-120P	SK16	0.108 - 0.63"	GH16	120	4.72"	3.69"	1.59"	SKG16-12HGGA	30K	15

Note: Wrench and back-up screw not included. Coolant tube and coolant tube wrench are sold separately. See page 27 for details.

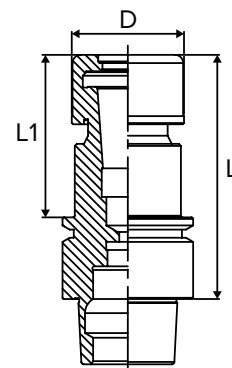


Fig. 15

### HSK100A HIGH-SPEED

Part Number	Collet Size	Collet Range	Wrench	L (mm)	L	L1	L2	D	D1	D2	Back-Up Screw	Max. RPM	Fig.
HSK100A-SK10C-105P-IDU	SK10	0.035 - 0.394"	GH10	105	4.13"	2.46"	-	1.08"	1.58"	-	SKG10-10HGA	20K	11
HSK100A-SK10C-120P-IDU	SK10	0.035 - 0.394"	GH10	120	4.72"	3.05"	-	1.08"	1.58"	-	SKG10-10HGA	20K	11
HSK100A-SK10C-150P-IDU	SK10	0.035 - 0.394"	GH10	150	5.91"	3.18"	4.21"	1.08"	1.26"	1.58"	SKG10-10HGA	20K	14
HSK100A-SK16C-120P-IDU	SK16	0.108 - 0.63"	GH16	120	4.72"	3.56"	-	1.59"	-	-	SKG16-10HGA	20K	13
HSK100A-SK25C-145P-IDU	SK25	0.188 - 1.000"	GH25	145	5.71"	4.56"	-	2.17"	-	-	SKG25-24HGE	15K	13

Note:

- Wrench and back-up screw not included. Coolant tube and coolant tube wrench are sold separately. See page 27 for details.
- "-IDU" type holders have a pre-machined counter-bore on the drive key to accept Balluff BIS-C122-04/L RFID chips (10 X 4.5mm size)

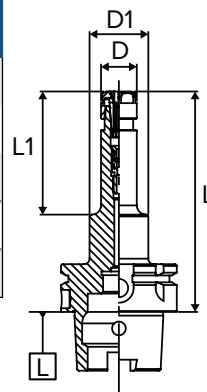


Fig. 11

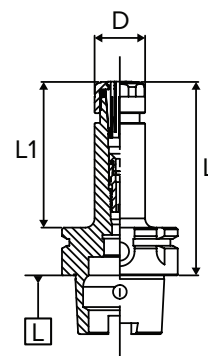


Fig. 13

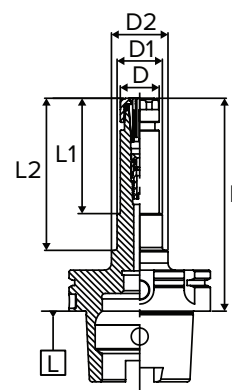


Fig. 14



## STRAIGHT SHANK SK COLLET CHUCKS

### FEATURES

- Feature TiN Bearing Nut which considerably improves cutting rigidity and finish
- Narrow body allows access to tight spaces and hard to reach areas
- Unique high-pressure coolant collet system for higher accuracy and gripping torque
- 8° taper SK collet provides double the clamping force and precision than ER Collet Chucks
- Coolant Collets are steel-sealed and mechanically sealed by design.



**T.I.R.**  
≤0.0002" at 4xD



**Coolant-Thru**  
Thru-tool coolant



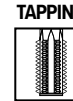
**MILLING**



**REAMING**



**DRILLING**



**TAPPING**

Please note that the maximum RPM listed in our catalog may vary depending on the toolholder shank, weight, balanceability and the G rating.

### STRAIGHT SHANK

Part Number	Collet Size	Collet Range	Wrench	L (mm)	L	L1	L2	D	D1	D2	D3	Back-Up Screw	Fig.
K3/4-SK10-100	SK10	0.035 - 0.394"	SKL-10	100	3.94"	1.77"	-	0.75"	1.08"	-	-	SKG-12L	16
K3/4-SK10-120	SK10	0.035 - 0.394"	SKL-10	120	4.72"	2.56"	-	0.75"	1.08"	-	-	SKG-12L	16
K1.1/4-SK6-120	SK6	0.028 - 0.25"	SKL-6W	120	4.72"	1.96"	2.28"	1.25"	0.77"	1.26"	1.46"	SKG-8	17
K1.1/4-SK6-170	SK6	0.028 - 0.25"	SKL-6W	170	6.69"	2.47"	4.24"	1.25"	0.77"	1.46"	-	SKG-8	18
K1.1/4-SK10-120	SK10	0.035 - 0.394"	SKL-10	120	4.72"	1.88"	2.28"	1.25"	1.08"	1.26"	1.46"	SKG-12L	17
K1.1/4-SK10-150	SK10	0.035 - 0.394"	SKL-10	150	5.91"	3.06"	3.46"	1.25"	1.08"	1.26"	1.46"	SKG-12L	17
K1.1/4-SK10-210	SK10	0.035 - 0.394"	SKL-10	210	8.27"	2.95"	5.82"	1.25"	1.08"	1.46"	-	SKG-12L	18
K1.1/4-SK16-120	SK16	0.108 - 0.63"	9HC16	120	4.72"	2.25"	-	1.25"	1.58"	-	-	SKG-18L	16
K1.1/4-SK16-150	SK16	0.108 - 0.63"	9HC16	150	5.91"	3.43"	-	1.25"	1.58"	-	-	SKG-18L	16
K1.1/4-SK16-210	SK16	0.108 - 0.63"	9HC16	210	8.27"	5.79"	-	1.25"	1.58"	-	-	SKG-18L	16
K1.1/4-SK25-150	SK25	0.630 - 1.000"	9HC22	150	5.91"	3.46"	-	1.25"	2.17"	-	-	SKG-18L	16
K25-SK6-130	SK6	0.028 - 0.25"	SKL-6W	130	5.12"	2.43"	2.75"	0.98"	0.77"	1.18"	-	SKG-8	18
K25-SK10-150	SK10	0.035 - 0.394"	SKL-10	150	5.91"	3.36"	3.56"	0.98"	1.08"	1.18"	-	SKG-12L	18
S25-SK10-250	SK10	0.035 - 0.394"	SKL-10	250	9.84"	1.06"	-	0.98"	1.08"	-	-	SKG-12L	16
S25-SK10-300	SK10	0.035 - 0.394"	SKL-10	300	11.81"	1.03"	-	0.98"	1.08"	-	-	SKG-12L	16
K32-SK6-120	SK6	0.028 - 0.25"	SKL-6W	120	4.72"	1.96"	2.28"	1.26"	0.77"	1.26"	1.46"	SKG-8	17
K32-SK6-170	SK6	0.028 - 0.25"	SKL-6W	170	6.69"	2.48"	4.25"	1.26"	0.77"	1.46"	-	SKG-8	18
K32-SK10-120	SK10	0.035 - 0.394"	SKL-10	120	4.72"	1.89"	2.28"	1.26"	1.08"	1.26"	1.56"	SKG-12L	17
K32-SK10-210	SK10	0.035 - 0.394"	SKL-10	210	8.27"	2.98"	5.85"	1.26"	1.08"	1.46"	-	SKG-12L	18
K32-SK16-120	SK16	0.108 - 0.63"	9HC16	120	4.72"	2.28"	-	1.26"	1.58"	-	-	SKG-18L	16
K32-SK16-210	SK16	0.108 - 0.63"	9HC16	210	8.27"	5.80"	-	1.26"	1.58"	-	-	SKG-18L	16
S32-SK16-250	SK16	0.108 - 0.63"	9HC16	250	9.84"	2.25"	-	1.26"	1.58"	-	-	SKG-18L	16
S32-SK16-300	SK16	0.108 - 0.63"	9HC16	300	11.81"	2.25"	-	1.26"	1.58"	-	-	SKG-18L	16
K32-SK20-120	SK20	0.138 - 0.787"	9HC22	120	4.72"	2.28"	-	1.26"	1.91"	-	-	SKG-22	16
K32-SK20-180	SK20	0.138 - 0.787"	9HC22	180	7.09"	4.64"	-	1.26"	1.91"	-	-	SKG-22	16

Note: Wrench not included.

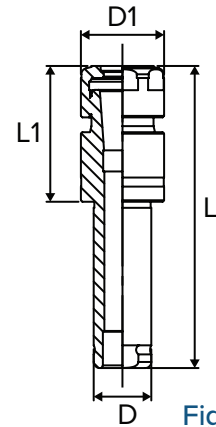


Fig. 16

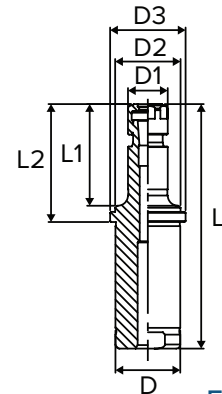


Fig. 17

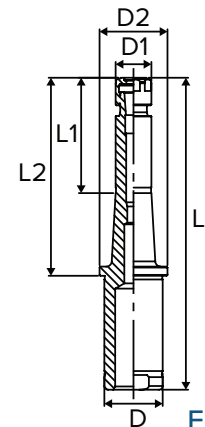


Fig. 18



# SK COLLET CHUCKS

## POLYGONAL TAPER SK COLLET CHUCKS

### FEATURES

- Extremely stable and rigid connection between tool and the machine
- High torque and bending forces transmission due to simultaneous tapered polygon and face contact with machine spindle
- Self centering ability due to unique design
- Internal coolant supply, directly to the tool tip
- Best solution for all processes - both in turning and milling
- Modular design for flexible tooling
- Standardized interface as per ISO 26623



**T.I.R.**  
≤0.0002" at 4xD



**Speed**  
Up to 15,000 rpm



**Coolant-Thru**  
Thru-tool coolant



MILLING



REAMING



DRILLING



TAPPING

Please note that the maximum RPM listed in our catalog may vary depending on the toolholder shank, weight, balanceability and the G rating.

### C4/C5/C6

Part Number	Collet Size	Collet Range	Wrench	L (mm)	L	L1	D	Back-Up Screw	Max. RPM	Fig.
C4-SK6-60-IDU	SK6	0.028 - 0.25"	SKL-6W	60	2.36"	1.60"	0.77"	SKG-8	15K	19
C4-SK10-60-IDU	SK10	0.035 - 0.394"	SKL-10	60	2.36"	1.60"	1.08"	SKG-12L	15K	19
C4-SK13-60-IDU	SK13	0.108 - 0.512"	016-SPAN	60	2.36"	1.59"	1.30"	-	15K	19
C4-SK16-60-IDU	SK16	0.108 - 0.63"	9HC16	60	2.36"	-	1.58"	-	15K	20
C4-SK20-75-IDU	SK20	0.138 - 0.787"	9HC22	75	2.95"	-	1.91"	-	15K	20
C5-SK6-60-IDU	SK6	0.028 - 0.25"	SKL-6W	60	2.36"	1.60"	0.77"	SKG-8	15K	19
C5-SK10-60-IDU	SK10	0.035 - 0.394"	SKL-10	60	2.36"	1.60"	1.08"	SKG-12L	15K	19
C5-SK13-60-IDU	SK13	0.108 - 0.512"	016-SPAN	60	2.36"	1.59"	1.30"	-	15K	19
C5-SK16-60-IDU	SK16	0.108 - 0.63"	9HC16	60	2.36"	1.55"	1.58"	-	15K	19
C5-SK20-75-IDU	SK20	0.138 - 0.787"	9HC22	75	2.95"	2.16"	1.91"	-	15K	19
C5-SK25-75-IDU	SK25	0.188 - 1"	9HC22	75	2.95"	-	2.17"	-	15K	20
C6-SK6-60-IDU	SK6	0.028 - 0.25"	SKL-6W	60	2.36"	1.51"	0.77"	SKG-8	15K	19
C6-SK6-90-IDU	SK6	0.028 - 0.25"	SKL-6W	90	3.54"	2.66"	0.77"	SKG-8	15K	19
C6-SK6-120-IDU	SK6	0.028 - 0.25"	SKL-6W	120	4.72"	3.84"	0.77"	SKG-8	15K	19
C6-SK10-60-IDU	SK10	0.035 - 0.394"	SKL-10	60	2.36"	1.50"	1.08"	SKG-12L	15K	19
C6-SK10-90-IDU	SK10	0.035 - 0.394"	SKL-10	90	3.54"	2.69"	1.08"	SKG-12L	15K	19
C6-SK10-120-IDU	SK10	0.035 - 0.394"	SKL-10	120	4.72"	3.88"	1.08"	SKG-12L	15K	19
C6-SK13-60-IDU	SK13	0.108 - 0.512"	016-SPAN	60	2.36"	1.50"	1.30"	-	15K	19
C6-SK13-90-IDU	SK13	0.108 - 0.512"	016-SPAN	90	3.54"	2.68"	1.30"	SKG-15	15K	19
C6-SK13-120-IDU	SK13	0.108 - 0.512"	016-SPAN	120	4.72"	3.87"	1.30"	SKG-15	15K	19
C6-SK16-60-IDU	SK16	0.108 - 0.63"	9HC16	60	2.36"	1.47"	1.58"	-	15K	19
C6-SK16-90-IDU	SK16	0.108 - 0.63"	9HC16	90	3.54"	2.65"	1.58"	SKG-18L	15K	19
C6-SK16-120-IDU	SK16	0.108 - 0.63"	9HC16	120	4.72"	3.82"	1.58"	SKG-18L	15K	19
C6-SK20-70-IDU	SK20	0.138 - 0.787"	9HC22	70	2.76"	1.89"	1.91"	-	15K	19
C6-SK20-90-IDU	SK20	0.138 - 0.787"	9HC22	90	3.54"	2.68"	1.91"	SKG-22	15K	19
C6-SK20-120-IDU	SK20	0.138 - 0.787"	9HC22	120	4.72"	3.84"	1.91"	SKG-22	15K	19
C6-SK25-75-IDU	SK25	0.188 - 1.000"	9HC22	75	2.95"	2.08"	2.17"	-	15K	19
C6-SK25-90-IDU	SK25	0.188 - 1.000"	9HC22	90	3.54"	2.68"	2.17"	SKG-28	15K	19
C6-SK25-120-IDU	SK25	0.188 - 1.000"	9HC22	120	4.72"	3.84"	2.17"	SKG-28	15K	19

Note:

- Wrench and back-up screw not included. Coolant tube and coolant tube wrench are sold separately. See page 27 for details.
- "-IDU" type holders have a pre-machined counter-bore on the drive key to accept Balluff BIS-C122-04/L RFID chips (10 X 4.5mm size)

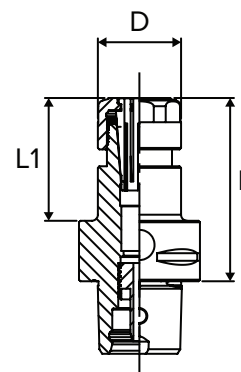


Fig. 19

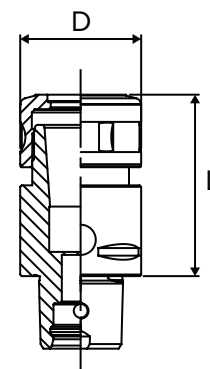


Fig. 20



SK Collets  
Pages 32-39



Wrenches  
Page 40



Back-up Screw  
Page 41



Coolant-thru Nuts  
Pages 37-39

## SK6 COLLETS

### SK6 COLLETS

Size range: 0.7mm - 6.0mm (0.028 - 0.236")

#### METRIC

Part Number	Collapse Range (mm)	Collapse Range (in)
SK6-0.8	0.8 - 0.7	0.031 - 0.028"
SK6-1	1 - 0.9	0.039 - 0.035"
SK6-1.25	1.25 - 1.15	0.049 - 0.045"
SK6-1.5	1.5 - 1.3	0.059 - 0.051"
SK6-1.75	1.75 - 1.55	0.069 - 0.061"
SK6-2	2 - 1.8	0.079 - 0.071"
SK6-2.25	2.25 - 2.05	0.089 - 0.081"
SK6-2.5	2.5 - 2.3	0.098 - 0.091"
SK6-2.75	2.75 - 2.55	0.108 - 0.1"
SK6-3	3 - 2.8	0.118 - 0.110"
SK6-3.5	3.5 - 3	0.138 - 0.118"
SK6-4	4 - 3.5	0.157 - 0.138"
SK6-4.5	4.5 - 4	0.177 - 0.157"
SK6-5	5 - 4.5	0.197 - 0.177"
SK6-5.5	5.5 - 5	0.217 - 0.197"
SK6-6	6 - 5.5	0.236 - 0.217"
SK6-SET-16-MM	0.7mm - 6mm SK6 Set	

#### INCH/METRIC ON-SIZE

Part Number	Size
SK6-1/8A	0.125"
SK6-3/16A	0.188"
SK6-1/4A	0.250"
SK6-2A	0.079"
SK6-3A	0.118"
SK6-4A	0.138"
SK6-5A	0.197"
SK6-6A	0.236"

These are on-size collets with minimal collapsible ranges. A-type collets have an H8 gripping range.



### METRIC - COOLANT-THRU

Up to 1000 psi capable.

Part Number	Size
SK6-3AC	3mm
SK6-4AC	4mm
SK6-5AC	5mm
SK6-6AC	6mm

AC-type collets are mechanically sealed, no coolant nuts or disks are required. AC-type collets have an H8 gripping range.

### INCH - COOLANT-THRU

Up to 1000 psi capable.

Part Number	Size
SK6-1/8AC	0.125"
SK6-3/16AC	0.188"

AC-type collets are mechanically sealed, no coolant nuts or disks are required. AC-type collets have an H8 gripping range.

### SK6 COLLET RACK

Part Number	Description
RACK-ER11/SK6	SK6 collet rack, 35 collets capacity



Note: SK Collet Drill Chart available on page 291 in the Technical section.



# SK COLLET CHUCKS

## SK10 COLLETS

### SK10 COLLETS

Size range: 1.75mm - 10.0mm (0.035 - 0.039")

#### METRIC

Part Number	Collapse Range (mm)	Collapse Range (in)
SK10-1	1 - 0.9	0.039 - 0.035"
SK10-1.25	1.25 - 1.15	0.049 - 0.045"
SK10-1.5	1.5 - 1.3	0.059 - 0.051"
SK10-1.75	1.75 - 1.55	0.069 - 0.061"
SK10-2	2 - 1.75	0.079 - 0.069"
SK10-2.25	2.25 - 2	0.089 - 0.079"
SK10-2.5	2.5 - 2.25	0.098 - 0.089"
SK10-2.75	2.75 - 2.5	0.098 - 0.108"
SK10-3	3 - 2.75	0.118 - 0.108"
SK10-3.5	3.5 - 3	0.138 - 0.118"
SK10-4	4 - 3.5	0.157 - 0.138"
SK10-4.5	4.5 - 4	0.177 - 0.157"
SK10-5	5 - 4.5	0.197 - 0.177"
SK10-5.5	5.5 - 5	0.217 - 0.197"
SK10-6	6.0 - 5.5	0.236 - 0.217"
SK10-6.2	6.2 - 5.7	0.2446 - 0.224"
SK10-6.5	6.5 - 6	0.256 - 0.236"
SK10-7	7 - 6.5	0.276 - 0.256"
SK10-7.5	7.5 - 7	0.295 - 0.276"
SK10-8	8 - 7.5	0.315 - 0.295"
SK10-8.5	8.5 - 8	0.335 - 0.315"
SK10-9	9 - 8.5	0.354 - 0.335"
SK10-9.5	9.5 - 9	0.374 - 0.354"
SK10-10	10 - 9.5	0.394 - 0.374"
SK10-SET-19-MM	1.75mm - 10mm SK10 Set	

#### INCH/METRIC ON-SIZE

Part Number	Size
SK10-1/8A	0.125"
SK10-3/16A	0.188"
SK10-1/4A	0.250"
SK10-5/16A	0.312"
SK10-3/8A	0.375"
SK10-3A	0.118"
SK10-4A	0.157"
SK10-5A	0.197"
SK10-6A	0.236"
SK10-8A	0.315"
SK10-10A	0.390"
SK10-SET-05-A	1/8 - 3/8" SK10 Set

These are on-size collets with minimal collapsible ranges. A-type collets have an H8 gripping range.



### METRIC - COOLANT-THRU

Up to 1000 psi capable.

Part Number	Size
SK10-3AC	3mm
SK10-4AC	4mm
SK10-5AC	5mm
SK10-6AC	6mm
SK10-7AC	7mm
SK10-8AC	8mm
SK10-9AC	9mm
SK10-10AC	10mm
SK10-SET-08-AC-MM	2.5mm - 10mm SK10 Set

AC-type collets are mechanically sealed, no coolant nuts or disks are required. AC-type collets have an H8 gripping range.

### INCH - COOLANT-THRU

Up to 1000 psi capable.

Part Number	Size
SK10-1/8AC	0.125"
SK10-3/16AC	0.188"
SK10-1/4AC	0.250"
SK10-5/16AC	0.312"
SK10-3/8AC	0.375"
SK10-SET-05-AC	1/8 - 3/8" SK10 Set

AC-type collets are mechanically sealed, no coolant nuts or disks are required. AC-type collets have an H8 gripping range.

### SK10 COLLET RACK

Part Number	Description
RACK-ER16/SK10	SK10 collet rack, 24 collets capacity



Note: SK Collet Drill Chart available on page 291 in the Technical section.

## SK13 COLLETS

### SK13 COLLETS

Size range: 2.5mm - 13.0mm (0.098 - 0.512")

#### METRIC

Part Number	Collapse Range (mm)	Collapse Range (in)
SK13-3	3 - 2.8	0.118 - 0.110"
SK13-3.5	3.5 - 3	0.138 - 0.118"
SK13-4	4 - 3.5	0.157 - 0.138"
SK13-4.5	4.5 - 4	0.177 - 0.157"
SK13-5	5 - 4.5	0.197 - 0.177"
SK13-5.5	5.5 - 5	0.217 - 0.197"
SK13-6	6 - 5.5	0.236 - 0.217"
SK13-6.5	6.5 - 6	0.256 - 0.236"
SK13-7	7 - 6.5	0.276 - 0.256"
SK13-7.5	7.5 - 7	0.295 - 0.276"
SK13-8	8 - 7.5	0.315 - 0.295"
SK13-8.5	8.5 - 8	0.335 - 0.315"
SK13-9	9 - 8.5	0.354 - 0.335"
SK13-9.5	9.5 - 9	0.374 - 0.354"
SK13-10	10 - 9.5	0.394 - 0.374"
SK13-10.5	10.5 - 10	0.413 - 0.394"
SK13-11	11 - 10.5	0.433 - 0.413"
SK13-11.5	11.5 - 11	0.453 - 0.433"
SK13-12	12 - 11.5	0.472 - 0.453"
SK13-12.5	12.5 - 12	0.492 - 0.472"
SK13-13	13 - 12.5	0.512 - 0.492"
SK13-SET-21-MM	2.5mm - 13mm SK13 Set	

#### INCH/METRIC ON-SIZE

Part Number	Size
SK13-1/8A	0.125"
SK13-3/16A	0.188"
SK13-1/4A	0.250"
SK13-5/16A	0.312"
SK13-3/8A	0.375"
SK13-7/16A	0.438"
SK13-1/2A	0.500"
SK13-8A	0.315"
SK13-10A	0.390"
SK13-12A	0.472"
SK13-SET-07-A	1/8 - 1/2" SK13 Set

These are on-size collets with minimal collapsible ranges. A-type collets have an H8 gripping range.



### METRIC - COOLANT-THRU

Up to 1000 psi capable.

Part Number	Size
SK13-4AC	4mm
SK13-5AC	5mm
SK13-6AC	6mm
SK13-7AC	7mm
SK13-8AC	8mm
SK13-9AC	9mm
SK13-10AC	10mm
SK13-11AC	11mm
SK13-12AC	12mm
SK13-13AC	13mm
SK13-SET-09-AC-MM	5mm - 13mm SK13 Set

AC-type collets are mechanically sealed, no coolant nuts or disks are required. AC-type collets have an H8 gripping range.

### INCH - COOLANT-THRU

Up to 1000 psi capable.

Part Number	Size
SK13-1/4AC	0.250"
SK13-5/16AC	0.312"
SK13-3/8AC	0.375"
SK13-7/16AC	0.438"

AC-type collets are mechanically sealed, no coolant nuts or disks are required. AC-type collets have an H8 gripping range.

Note: SK Collet Drill Chart available on page 291 in the Technical section.

# SK COLLET CHUCKS

## SK16 COLLETS

### SK16 COLLETS

Size range: 2.75mm - 16.0mm (0.108 - 0.630")

#### METRIC

Part Number	Collapse Range (mm)	Collapse Range (in)
SK16-3	3 - 2.75	0.118 - 0.108"
SK16-3.5	3.5 - 3	0.138 - 0.118"
SK16-4	4 - 3.5	0.157 - 0.138"
SK16-4.5	4.5 - 4	0.177 - 0.157"
SK16-5	5 - 4.5	0.197 - 0.177"
SK16-5.5	5.5 - 5	0.217 - 0.197"
SK16-6	6 - 5.5	0.236 - 0.217"
SK16-6.5	6.5 - 6	0.256 - 0.236"
SK16-7	7 - 6.5	0.276 - 0.256"
SK16-7.5	7.5 - 7	0.295 - 0.276"
SK16-8	8 - 7.5	0.315 - 0.295"
SK16-8.5	8.5 - 8	0.335 - 0.315"
SK16-9	9 - 8.5	0.354 - 0.335"
SK16-9.5	9.5 - 9	0.374 - 0.354"
SK16-10	10 - 9.5	0.394 - 0.374"
SK16-10.5	10.5 - 10	0.413 - 0.394"
SK16-11	11 - 10.5	0.433 - 0.413"
SK16-11.5	11.5 - 11	0.453 - 0.433"
SK16-12	12 - 11.5	0.472 - 0.453"
SK16-12.5	12.5 - 12	0.492 - 0.472"
SK16-13	13 - 12.5	0.512 - 0.492"
SK16-13.5	13.5 - 13	0.531 - 0.512"
SK16-14	14 - 13.5	0.551 - 0.531"
SK16-14.5	14.5 - 14	0.571 - 0.551"
SK16-15	15 - 14.5	0.591 - 0.571"
SK16-15.5	15.5 - 15	0.61 - 0.591"
SK16-16	16 - 15.5	0.63 - 0.61"
SK16-SET-27-MM	2.5mm - 16mm SK16 Set	

#### METRIC - COOLANT-THRU

Up to 1000 psi capable.

Part Number	Size
SK16-6AC	6mm
SK16-7AC	7mm
SK16-8AC	8mm
SK16-9AC	9mm
SK16-10AC	10mm
SK16-11AC	11mm
SK16-12AC	12mm
SK16-13AC	13mm
SK16-14AC	14mm
SK16-15AC	15mm
SK16-16AC	16mm
SK16-SET-11-AC-MM	6mm - 16mm SK16 Set

AC-type collets are mechanically sealed, no coolant nuts or disks are required. AC-type collets have an H8 gripping range.

Note: SK Collet Drill Chart available on page 291 in the Technical section.

#### INCH/METRIC ON-SIZE

Part Number	Size
SK16-1/8A	0.125"
SK16-3/16A	0.188"
SK16-1/4A	0.250"
SK16-5/16A	0.312"
SK16-3/8A	0.375"
SK16-7/16A	0.438"
SK16-1/2A	0.500"
SK16-9/16A	0.563"
SK16-5/8A	0.625"
SK16-3A	0.118"
SK16-4A	0.157"
SK16-5A	0.197"
SK16-6A	0.236"
SK16-8A	0.315"
SK16-10A	0.390"
SK16-12A	0.472"
SK16-14A	0.551"
SK16-16A	0.630"
SK16-SET-09-A	1/8 - 5/8" SK16 Set

These are on-size collets with minimal collapsible ranges. A-type collets have an H8 gripping range.

#### INCH - COOLANT-THRU

Up to 1000 psi capable.

Part Number	Size
SK16-1/4AC	0.250"
SK16-5/16AC	0.312"
SK16-3/8AC	0.375"
SK16-7/16AC	0.438"
SK16-1/2AC	0.500"
SK16-9/16AC	0.563"
SK16-5/8AC	0.625"

AC-type collets are mechanically sealed, no coolant nuts or disks are required. AC-type collets have an H8 gripping range.

#### SK16 COLLET RACK

Part Number	Description
RACK-180DA/ SK16/ER25	SK16 collet rack, 30 collets capacity



## SK20 COLLETS

### SK20 COLLETS

Size range: 3.5mm - 20.00mm (0.138 - 0.787")

#### METRIC

Part Number	Collapse Range (mm)	Collapse Range (in)
SK20-4	4 - 3.5	0.157 - 0.138"
SK20-4.5	4.5 - 4	0.177 - 0.157"
SK20-5	5 - 4.5	0.197 - 0.177"
SK20-5.5	5.5 - 5	0.217 - 0.197"
SK20-6	6 - 5.5	0.236 - 0.217"
SK20-6.5	6.5 - 6	0.256 - 0.236"
SK20-7	7 - 6.5	0.276 - 0.256"
SK20-7.5	7.5 - 7	0.295 - 0.276"
SK20-8	8 - 7.5	0.315 - 0.295"
SK20-8.5	8.5 - 8	0.335 - 0.315"
SK20-9	9 - 8.5	0.354 - 0.335"
SK20-9.5	9.5 - 9	0.374 - 0.354"
SK20-10	10 - 9.5	0.394 - 0.374"
SK20-10.5	10.5 - 10	0.413 - 0.394"
SK20-11	11 - 10.5	0.433 - 0.413"
SK20-11.5	11.5 - 11	0.453 - 0.433"
SK20-12	12 - 11.5	0.472 - 0.453"
SK20-12.5	12.5 - 12	0.492 - 0.472"
SK20-13	13 - 12.5	0.512 - 0.492"
SK20-13.5	13.5 - 13	0.531 - 0.512"
SK20-14	14 - 13.5	0.551 - 0.531"
SK20-14.5	14.5 - 14	0.571 - 0.551"
SK20-15	15 - 14.5	0.591 - 0.571"
SK20-15.5	15.5 - 15	0.61 - 0.591"
SK20-16	16 - 15.5	0.63 - 0.61"
SK20-16.5	16.5 - 16	0.65 - 0.63"
SK20-17	17 - 16.5	0.669 - 0.65"
SK20-17.5	17.5 - 17	0.689 - 0.669"
SK20-18	18 - 17.5	0.709 - 0.689"
SK20-18.5	18.5 - 18	0.728 - 0.709"
SK20-19	19 - 18.5	0.748 - 0.728"
SK20-19.5	19.5 - 19	0.768 - 0.748"
SK20-20	20 - 19.5	0.787 - 0.768"
SK20-SET-21-MM	9.5mm - 20mm SK20 Set	
SK20-SET-33-MM	3.5mm - 20mm SK20 Set	

#### INCH/METRIC ON-SIZE

Part Number	Size
SK20-1/8A	0.125"
SK20-3/16A	0.188"
SK20-1/4A	0.250"
SK20-5/16A	0.312"
SK20-3/8A	0.375"
SK20-7/16A	0.438"
SK20-1/2A	0.500"
SK20-9/16A	0.563"
SK20-5/8A	0.625"
SK20-3/4A	0.750"
SK20-4A	0.157"
SK20-6A	0.236"
SK20-8A	0.315"
SK20-10A	0.390"
SK20-12A	0.472"
SK20-16A	0.630"
SK20-20A	0.787"
SK20-SET-10-A	1/8 - 3/4" SK20 Set

These are on-size collets with minimal collapsible ranges. A-type collets have an H8 gripping range.



### METRIC - COOLANT-THRU

Up to 1000 psi capable.

Part Number	Size
SK20-12AC	12mm
SK20-16AC	16mm
SK20-18AC	18mm
SK20-20AC	20mm

AC-type collets are mechanically sealed, no coolant nuts or disks are required. AC-type collets have an H8 gripping range.

### INCH - COOLANT-THRU

Up to 1000 psi capable.

Part Number	Size
SK20-7/16AC	0.438"
SK20-1/2AC	0.500"
SK20-9/16AC	0.563"
SK20-5/8AC	0.625"
SK20-3/4AC	0.750"

AC-type collets are mechanically sealed, no coolant nuts or disks are required. AC-type collets have an H8 gripping range.

Note: SK Collet Drill Chart available on page 291 in the Technical section.

# SK COLLET CHUCKS

## SK25 COLLETS

### SK25 COLLETS

Size range: 16mm - 25mm (0.630 - 0.984")

#### METRIC

Part Number	Collapse Range (mm)	Collapse Range (in)
SK25-8	8 - 7.5	0.315 - 0.295"
SK25-10	10 - 9.5	0.394 - 0.374"
SK25-12	12 - 11.5	0.472 - 0.453"
SK25-16	16 - 15.5	0.63 - 0.61"
SK25-16.5	16.5 - 16	0.65 - 0.63"
SK25-17	17 - 16.5	0.669 - 0.65"
SK25-17.5	17.5 - 17	0.689 - 0.669"
SK25-18	18 - 17.5	0.709 - 0.689"
SK25-18.5	18.5 - 18	0.728 - 0.709"
SK25-19	19 - 18.5	0.748 - 0.728"
SK25-19.5	19.5 - 19	0.768 - 0.748"
SK25-20	20 - 19.5	0.787 - 0.768"
SK25-20.5	20.5 - 20	0.807 - 0.787"
SK25-21	21 - 20.5	0.827 - 0.807"
SK25-21.5	21.5 - 21	0.846 - 0.827"
SK25-22	22 - 21.5	0.866 - 0.846"
SK25-22.5	22.5 - 22	0.886 - 0.866"
SK25-23	23 - 22.5	0.906 - 0.886"
SK25-23.5	23.5 - 23	0.925 - 0.906"
SK25-24	24 - 23.5	0.945 - 0.925"
SK25-24.5	24.5 - 24	0.965 - 0.945"
SK25-25	25 - 24.5	0.984 - 0.965"
SK25-25.4	25.4 - 25	1 - 0.984"
SK25-SET-19-MM	16.0mm - 25.4mm SK25 Set	

#### METRIC - COOLANT-THRU

Up to 1000 psi capable.

Part Number	Size
SK25-16AC	16.0mm
SK25-20AC	20.0mm
SK25-25AC	25.0mm
SK25-25.4AC	25.4mm

AC-type collets are mechanically sealed, no coolant nuts or disks are required. AC-type collets have an H8 gripping range.

#### INCH/METRIC ON-SIZE

Part Number	Size
SK25-3/16A	0.188"
SK25-1/4A	0.250"
SK25-5/16A	0.312"
SK25-3/8A	0.375"
SK25-7/16A	0.438"
SK25-1/2A	0.500"
SK25-9/16A	0.563"
SK25-5/8A	0.625"
SK25-3/4A	0.750"
SK25-7/8A	0.875"
SK25-8A	0.315"
SK25-10A	0.390"
SK25-12A	0.472"
SK25-16A	0.630"
SK25-20A	0.787"
SK25-25A	0.984"
SK25-SET-08-A	3/16 - 3/4" SK25 Set

These are on-size collets with minimal collapsible ranges. A-type collets have an H8 gripping range.

#### INCH - COOLANT-THRU

Up to 1000 psi capable.

Part Number	Size
SK25-3/4AC	0.750"
SK25-7/8AC	0.875"

AC-type collets are mechanically sealed, no coolant nuts or disks are required. AC-type collets have an H8 gripping range.

#### SK25 COLLET RACK

Part Number	Description
RACK-5C/100TG/SK25	SK25 collet rack, 30 pieces capacity



Note: SK Collet Drill Chart available on page 291 in the Technical section.



## SK COOLANT COLLET SYSTEM



Collet Chuck	Collet Series	Coolant Nut Part Number	High-Speed Coolant Nut Part Number	Shank Diameter	Coolant-Thru Disk Part Number	Slotted Disk Part Number	Disk Wrench Part Number	Blank Disk (machinable) Part Number
SK6	SK6 Range: 0.7 - 6mm [0.027 - 0.236"]	SKN-6WKJ	SKN-6WKJ (GH)	2.0mm	SKJ6-2C	SKJ6-2	SKJL-6	SKJ6-BLANK
				2.25mm	-	SKJ6-2.25		
				2.5mm	-	SKJ6-2.5		
				3.0mm	SKJ6-3C	SKJ6-3		
				3.5mm	SKJ6-3.5C	SKJ6-3.5		
				4.0mm	SKJ6-4C	SKJ6-4		
				4.5mm	SKJ6-4.5C	SKJ6-4.5		
				5.0mm	SKJ6-5C	SKJ6-5		
				5.5mm	SKJ6-5.5C	SKJ6-5.5		
				6.0mm	SKJ6-6C	SKJ6-6		
				1/8"	SKJ6-1/8C	SKJ6-1/8		
				3/16"	SKJ6-3/16C	SKJ6-3/16		
				1/4"	SKJ6-1/4C	SKJ6-1/4		
SK10	SK10 Range: 1.75 - 10mm [0.068 - 0.394"]	SKN-10BJ	SKN-10BJ (GH)	2.0mm	SKJ10-2C	-	SKJL-10	SKJ10-BLANK
				3.0mm	SKJ10-3C	SKJ10-3		
				3.5mm	SKJ10-3.5C	SKJ10-3.5		
				4.0mm	SKJ10-4C	SKJ10-4		
				4.5mm	SKJ10-4.5C	SKJ10-4.5		
				5.0mm	SKJ10-5C	SKJ10-5		
				5.5mm	SKJ10-5.5C	SKJ10-5.5		
				6.0mm	SKJ10-6C	SKJ10-6		
				6.2mm	SKJ10-6.2C	SKJ10-6.2		
				6.5mm	SKJ10-6.5C	SKJ10-6.5		
				6.8mm	SKJ10-6.8C	-		
				7.0mm	SKJ10-7C	SKJ10-7		
				7.5mm	SKJ10-7.5C	SKJ10-7.5		
				8.0mm	SKJ10-8C	SKJ10-8		
				8.5mm	SKJ10-8.5C	SKJ10-8.5		
				9.0mm	SKJ10-9C	SKJ10-9		
				9.5mm	SKJ10-9.5C	SKJ10-9.5		
				10.0mm	SKJ10-10C	SKJ10-10		
				1/8"	SKJ10-1/8C	SKJ10-1/8		
				3/16"	SKJ10-3/16C	SKJ10-3/16		
				1/4"	SKJ10-1/4C	SKJ10-1/4		
				5/16"	SKJ10-5/16C	SKJ10-5/16		
				11/32"	SKJ10-11/32C	-		
				3/8"	SKJ10-3/8C	SKJ10-3/8		

# SK COLLET CHUCKS

## SK COOLANT COLLET SYSTEM



Collet Chuck	Collet Series	Coolant Nut Part Number	High-Speed Coolant Nut Part Number	Shank Diameter	Coolant-Thru Disk Part Number	Slotted Disk Part Number	Disk Wrench Part Number	Blank Disk (machinable) Part Number
SK13/SK16	SK13 Range: 2.5 - 13mm [0.098 - 0.512"]  SK16 Range: 2.75 - 16mm [0.108 - 0.630"]	SKN-16BJ	SKN-16BJ (GH)	3.0mm	SKJ16-3C	SKJ16-3	SKJL-16	SKJ16-BLANK
				3.5mm	SKJ16-3.5C	SKJ16-3.5		
				4.0mm	SKJ16-4C	SKJ16-4		
				4.5mm	-	SKJ16-4.5		
				5.0mm	SKJ16-5C	SKJ16-5		
				5.5mm	-	SKJ16-5.5		
				6.0mm	SKJ16-6C	SKJ16-6		
				6.5mm	-	SKJ16-6.5		
				7.0mm	SKJ16-7C	SKJ16-7		
				8.0mm	SKJ16-8C	SKJ16-8		
				8.5mm	SKJ16-8.5C	SKJ16-8.5		
				9.0mm	SKJ16-9C	SKJ16-9		
				9.5mm	SKJ16-9.5C	SKJ16-9.5		
				10.0mm	SKJ16-10C	SKJ16-10		
				10.3mm	-	SKJ16-10.3		
				10.5mm	SKJ16-10.5C	SKJ16-10.5		
				11.0mm	SKJ16-11C	SKJ16-11		
				11.5mm	SKJ16-11.5C	SKJ16-11.5		
				12.0mm	SKJ16-12C	SKJ16-12		
SK16	SK16 Range: 2.75 - 16mm [0.108 - 0.630"]	SKN-16BJ	SKN-16BJ (GH)	12.5mm	SKJ16-12.5C	SKJ16-12.5	SKJL-16	SKJ16-BLANK
				13.0mm	SKJ16-13C	SKJ16-13		
				13.5mm	SKJ16-13.5C	-		
				14.0mm	SKJ16-14C	SKJ16-14		
				14.5mm	SKJ16-14.5C	SKJ16-14.5		
				15.0mm	SKJ16-15C	SKJ16-15		
SK13/SK16	SK13 Range: 2.5 - 13mm [0.098 - 0.512"]  SK16 Range: 2.75 - 16mm [0.108 - 0.630"]	SKN-16BJ	SKN-16BJ (GH)	15.5mm	-	SKJ16-15.5	SKJL-16	SKJ16-BLANK
				16.0mm	SKJ16-16C	SKJ16-16		
				1/8"	SKJ16-1/8C	SKJ16-1/8		
				3/16"	SKJ16-3/16C	SKJ16-3/16		
				1/4"	SKJ16-1/4C	SKJ16-1/4		
				5/16"	SKJ16-5/16C	SKJ16-5/16		
				3/8"	SKJ16-3/8C	SKJ16-3/8		
SK16	SK16 Range: 2.75 - 16mm [0.108 - 0.630"]	SKN-16BJ	SKN-16BJ (GH)	7/16"	SKJ16-7/16C	SKJ16-7/16	SKJL-16	SKJ16-BLANK
				1/2"	SKJ16-1/2C	SKJ16-1/2		
				9/16"	SKJ16-9/16C	SKJ16-9/16		
				5/8"	SKJ16-5/8C	SKJ16-5/8		

## SK COOLANT COLLET SYSTEM



Collet Chuck	Collet Series	Coolant Nut Part Number	High-Speed Coolant Nut Part Number	Shank Diameter	Coolant-Thru Disk Part Number	Slotted Disk Part Number	Disk Wrench Part Number	Blank Disk (machinable) Part Number
SK20/SK25	SK20 Range: 3.5 - 20.0mm [0.138 - 0.787"]  SK25 Range: 16.0 - 25.4mm [0.630 - 1.000"]  SKJ Disk Range: 8mm - 25mm 3/16 - 1"	SKN-25BJ	SKN-25BJ (GH)	1.0mm	SKJ25-1C	SKJ25-1	SKJL-25	SKJ25-BLANK
				4.0mm	SKJ25-4C	-		
				6.0mm	SKJ25-6C	SKJ25-6		
				7.0mm	-	SKJ25-7		
				8.0mm	SKJ25-8C	SKJ25-8		
				8.5mm	SKJ25-8.5C	-		
				10.0mm	SKJ25-10C	SKJ25-10		
				11.0mm	SKJ25-11C	-		
				12.0mm	SKJ25-12C	SKJ25-12		
				12.5mm	-	SKJ25-12.5		
				14.0mm	SKJ25-14C	SKJ25-14		
				16.0mm	SKJ25-16C	SKJ25-16		
				16.5mm	-	SKJ25-16.5		
				17.0mm	SKJ25-17C	SKJ25-17		
				17.5mm	SKJ25-17.5C	SKJ25-17.5		
				18.0mm	SKJ25-18C	SKJ25-18		
				20.0mm	SKJ25-20C	SKJ25-20		
SK25	SK25 Range: 16.0 - 25.4mm [0.630 - 1.000"]	SKN-25BJ	SKN-25BJ (GH)	22.0mm	-	SKJ25-22	SKJL-25	SKJ25-BLANK
				23.0mm	-	SKJ25-23		
				24.0mm	SKJ25-24C	-		
				25.0mm	SKJ25-25C	SKJ25-25		
SK20/SK25	SK20 Range: 3.5 - 20.0mm [0.138 - 0.787"]  SK25 Range: 16.0 - 25.4mm [0.630 - 1.000"]	SKN-25BJ	SKN-25BJ (GH)	3/16"	SKJ25-3/16C	SKJ25-3/16	SKJL-25	SKJ25-BLANK
				1/4"	SKJ25-1/4C	SKJ25-1/4		
				5/16"	SKJ25-5/16C	SKJ25-5/16		
				3/8"	SKJ25-3/8C	SKJ25-3/8		
				7/16"	SKJ25-7/16C	SKJ25-7/16		
				1/2"	SKJ25-1/2C	SKJ25-1/2		
				5/8"	SKJ25-5/8C	SKJ25-5/8		
				11/16"	SKJ25-11/16C	SKJ25-11/16		
SK25	SK25 Range: 16.0 - 25.4mm [0.630 - 1.000"]	SKN-25BJ	SKN-25BJ (GH)	3/4"	SKJ25-3/4C	SKJ25-3/4	SKJL-25	SKJ25-BLANK
				13/16"	SKJ25-13/16C	SKJ25-13/16		
				7/8"	SKJ25-7/8C	SKJ25-7/8		
				15/16"	SKJ25-15/16C	SKJ25-15/16		

# SK COLLET CHUCKS

## SK COLLET CHUCK ACCESSORIES

### SK COLLET EXTRACTOR

Part Number	Description
<b>SKR-6</b>	SK6 Collet Extractor
<b>SKR-10</b>	SK10 Collet Extractor
<b>SKR-16</b>	SK16 Collet Extractor
<b>SKR-25</b>	SK25 Collet Extractor



### REPLACEMENT NUT FOR SK COLLET CHUCK STANDARD STYLE

Part Number	Description
<b>SKN-6WK</b>	Nut for SK6 Collet Chuck
<b>SKN-10K</b>	Nut for SK10 Collet Chuck
<b>SKN-13B</b>	Nut for SK13 Collet Chuck
<b>SKN-16B</b>	Nut for SK16 Collet Chuck
<b>SKN-20B</b>	Nut for SK20 Collet Chuck
<b>SKN-25B</b>	Nut for SK25 Collet Chuck



### WRENCH FOR SK COLLET CHUCK

Standard Style Part Number	High-Speed Style Part Number	Description
<b>SKL-6W</b>	<b>GH6</b>	Wrench for SK6 Collet Chuck
<b>SKL-10</b>	<b>GH10</b>	Wrench for SK10 Collet Chuck
<b>016-SPAN</b>	<b>GH12</b>	Wrench for SK13 Collet Chuck
<b>9HC16</b>	<b>GH16</b>	Wrench for SK16 Collet Chuck
<b>9HC22</b>	<b>GH20</b>	Wrench for SK20 Collet Chuck
<b>9HC22</b>	<b>GH25</b>	Wrench for SK25 Collet Chuck



### TORQUE WRENCH AND ATTACHMENT FOR SK COLLET CHUCK

Part Number	Description
<b>TQW-025</b>	Torque wrench for SK6 Collet Chuck Nut
<b>TQW-200</b>	Torque wrench for SK10/13/16/20/25 Collet Chuck Nut
<b>TQW-SK06</b>	SK6 attachment for TQW-025 torque wrench
<b>TQW-SK10</b>	SK10 attachment for TQW-200 torque wrench
<b>TQW-ER16/SK13(30)</b>	SK13 attachment for TQW-200 torque wrench
<b>TQW-SK16(45)</b>	SK16 attachment for TQW-200 torque wrench
<b>TQW-ER32/SK20/T675(50)</b>	SK20 attachment for TQW-200 torque wrench
<b>TQW-SK25(55)</b>	SK25 attachment for TQW-200 torque wrench



### COOLANT TUBE WRENCH FOR HSK/POLYGONAL HOLDERS

Part Number	Description
<b>HSK40-WRENCH</b>	Wrench for HSK40 Coolant Tube
<b>HSK63-WRENCH</b>	Wrench for HSK63 Coolant Tube
<b>HSK100-WRENCH</b>	Wrench for HSK100 Coolant Tube
<b>C4-WRENCH</b>	Wrench for C4 Coolant Tube
<b>C5-WRENCH</b>	Wrench for C5 Coolant Tube
<b>C6-WRENCH</b>	Wrench for C6 Coolant Tube



### COOLANT TUBE FOR HSK/POLYGONAL HOLDERS

Part Number	Description
<b>HSK40-TUBE</b>	Coolant Tube for HSK40 holder
<b>HSK63-TUBE</b>	Coolant Tube for HSK63 holder
<b>HSK100-TUBE</b>	Coolant Tube for HSK100 holder
<b>C4-TUBE</b>	C4 Coolant Tube
<b>C5-TUBE</b>	C5 Coolant Tube
<b>C6-TUBE</b>	C6 Coolant Tube



Note: Coolant Tube Wrenches are needed to remove or install coolant tubes in HSK toolholders.

## ADJUST SCREW FOR SLIM CHUCK

The adjust Screw for the High Speed Slim Chuck "GSK-P type" is identical to the Standard Slim Chuck as below. e.g. The adjust Screw for BT30-GSK10-45P is SKG-12S, is the same as the screw for BT30-SK10-45.

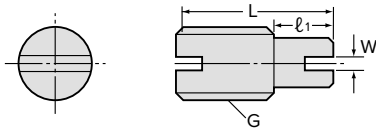


Fig. 1

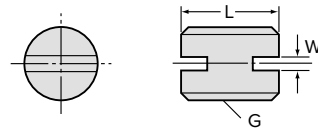


Fig. 2

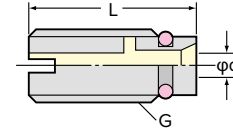


Fig. 3

### SK

Style	Adjust Screw Code No.	Slim Chuck Code No.	Fig.
SK6	SKG-8	All SK6 Slim Chucks	1
SK10	SKG-12L	All SK10 Slim Chucks except below	1
	SKG-12S	BT30-SK10-45, HSK50A-SK10-90, HSK63F-SK10-90	2
SK13	SKG-15	All SK13 Slim Chucks	1
SK16	SKG-18L	All SK16 Slim Chucks except below	1
	SKG-12	BT30-SK16-90	2
	SKG-12L	BT30-SK16-60	1
	SKG-18S	BT40-SK16-60	2
SK20	SKG-22	All SK20 Slim Chucks except below	1
	SKG-12	BT30-SK20-90	2
	SKG-12L	BT30-SK20-75	1
	SKG-12S	BT30-SK20-60	2
SK25	SKG-28	All SK25 Slim Chucks except below	1
	SKG-12	BT30-SK25-90, BT40-SK25-75	2
	SKG-12MF	NC5-46-SK25-90	2

Note: W=2mm is standard. W=2.4, 3, 4, 5, 6, 8, 12mm are also available. e.g. SKG-12L-W2.4  
Please choose suitable one for the tang width of your drill.

#### Explanation of the Code No. of the Adjust screw for Standard Slim Chuck

e.g. **SKG - 12 L - J**

Symbol of adjust screw  
8, 12, 18, 28 : Screw size  
None, S, L : Length indication  
None, -J : Symbol of adjust screw used with J type nut (Fig.5)

### SK

Style	Screw Size	Adjust Screw Code No.	Hole Dia.	Cutter Shank Dia.	Wrench Width	Fig.
SK10	M12	SKG-12H	φ4	φ6~	3	3
		SKG-12HA	φ2.5	φ4~	2	
SK13	M15 P1.0	SKG-15H	φ4	φ6~	3	
		SKG-15HA	φ2.5	φ4~	2	
SK16	M12	SKG-12H	φ4	φ6~	3	
		SKG-12HA	φ2.5	φ4~	2	
	M18 P1.5	SKG-18H	φ7.2	φ10~	6	
		SKG-18HA	φ3.5	φ5~	3	
SK20	M12	SKG-12H	φ4	φ6~	3	
		SKG-12HA	φ2.5	φ4~	2	
	M22 P1.5	SKG-22H	φ8	φ10~	5	
SK25	M12	SKG-12H	φ4	φ6~	3	
		SKG-12HA	φ2.5	φ4~	2	
	M28 P2.0	SKG-28H	φ12	φ16~	8	

Note:

- The adjust screw for oil hole tap is also available. Please contact with us.
- These adjust screws are for the coolant pressure up to 1MPa.

#### Explanation of the Code No. of the Adjust screw with centre hole for Standard Slim Chuck

e.g. **SKG - 12 H - A**

Symbol of adjust screw  
12, 18, 28 : Screw size  
H : With centre hole  
None, A : Centre hole indication



## ADJUST SCREW FOR SLIM CHUCK

There is no leakage of coolant from screw, because OD of the straight portion of the adjust screw is sealed.

### SK-C

Style	Adjust Screw Code No.	Hole Dia.	Cutter Shank Dia.	Slim Chuck Code No.	Wrench Width	Fig
SK6	SKG6-6HG	φ2.5	φ4 $\sim$	All SK6C/SK6F Slim Chucks	2	4
SK10	SKG10-10HG	φ4	φ6 $\sim$	All SK10C/SK10F Slim Chucks	4	
	SKG10-10HGA	φ2.5	φ4 $\sim$		2	
SK13	SKG13-10HG	φ4	φ6 $\sim$	All SK13C/SK13F Slim Chucks	4	
	SKG13-10HGA	φ2.5	φ4 $\sim$		2	
SK16	SKG16-12HG	φ7.2	φ10 $\sim$	All SK16C/SK16F Slim Chucks except below	6	
	SKG16-12HGB			BT40-SK16F-90		
	SKG16-10HG			HSK40A-SK16C-120, HSK50A-SK16C-120 HSK63A-SK16C-120, 150, HSK100A-SK16C-120 NC5-46-SK16C-90, -120, NBT40-SK16C-60, NBT30-SK16C-75		
	SKG16-12HGE			NBT30-SK16C-60		
	SKG16-12HGA	φ3.5	φ5 $\sim$	All SK16C/SK16F Slim Chucks except below	3	
	SKG16-12HGBA			BT40-SK16F-90		
	SKG16-10HGA			HSK40A-SK16C-120, HSK50A-SK16C-120 HSK63A-SK16C-120, 150, HSK100A-SK16C-120 NC5-46-SK16C-90, -120, NBT40-SK16C-60, NBT30-SK16C-75		
SK20	SKG20-18HG	φ6.8	φ10 $\sim$	All SK20C/SK20F Slim Chucks except below	5	
	SKG20-12MFHG			NC5-46-SK20C-90, NC5-53-SK20C-90, HSK63A-SK20C-120, -135		
	SKG20-12HG			NC5-46-SK20C-120, NC5-53-SK20C-120, NBT30-SK20C-90 HSK100A-SK20C-150, -200		
	SKG20-12HGE			NBT30-SK20C-75		
	SKG20-16HG			NBT40-SK20C-60		
	SKG20-18HGB			BT40-SK20F-90		
SK25	SKG25-24HG	φ12	φ16 $\sim$	All SK25C/SK25F Slim Chucks except below	8	
	SKG25-24HGA			BT40-SK25F-120, BT50-SK25F-105		
	SKG25-18HGC			BT40-SK25F-90		
	SKG25-18HGD			BT40-SK25C-90, NC5-63-SK25C-135 NC5-85-SK25C-135, NBT40-SK25C-90		
	SKG25-18HGE			HSK63A-SK25C-135, HSK100A-SK25C-145, NBT40-SK25C-75		

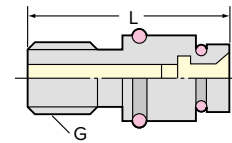


Fig. 4

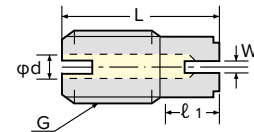


Fig. 5

Please remove standard Adjust Screw or use the Adjust Screw specially designed to J type Nut for the stopper.

Explanation of the Code No. of the Adjust screw for High Pressure Coolant Slim Chuck

e.g. **SKG 10 - 10 HG B - J**

Symbol of adjust screw  
6, 10, 16, 25 : Slim chuck style  
6, 10, 12, 18, 24 : Screw size  
Symbol of high pressure coolant  
None, A, B, ... : Specification (Length, for small drill, for Tap...)  
None, -J : Symbol of adjust screw used with J type nut (Fig.5)



#### Note:

- The adjust screw for oil hole tap is different from standard. The front end of the adjust screw is flat, not taper. Please add "S" at the end of Code No. e.g. SKG10-10HGAS, SKG16-12HGAS, SKG16-12HGBAS
- The adjust screw for extra small cutter shank dia. (φ3) is available. Please contact with us.
- The steel made adjust screw for SK10 or SK16 is available. Please add "-FE" at the end of Code No. e.g. SKG10-10HG-FE



Adjustment tool for adjust screw Scale wrench with scale useful for presetting tool length

Code No. ex.) SKWR-DR-120L

(Minus driver type: Standard type)

It is compatible with each type of SK.  
Please let us know the model number of the slim chuck you will be using.

3LOCK tool (MBT, MIT and MCAT) , 2LOCK tool (NBT, NIT and NCAT), NC5 tool and HSK tool can be used at high pressure centre through tool coolant application (MAX.7MPa) .

Please change the shank No. from BT to MBT or NBT for 3LOCK tool or 2LOCK tool.

The adjust screw for BT40-SK16F-90 is same as the adjust screw for MBT40-SK16F-90 and NBT40-SK16F-90.

# HIGH PERFORMANCE LIVE TOOLS

## WHAT MAKES OUR LIVE TOOLS UNIQUE?

### DESIGN AND ENGINEERING

- Nickel Chrome Molybdenum body
- Ground features to ensure optimal concentricity
- ABEC 7 angular contact bearings for highest run-out precision
- Run-out guarantee of under 5 micron repeatability at collet nose

### GEARS FOR STABILITY

- Hand-matched gears for minimal backlash
- Spiral bevel gears maximizes drive torque
- Optimal bearing placement for balanced torque stress

### PROTECTIVE SEALS

- Labyrinth Seals with unique multi-barrier construction prevent contaminants from entering the main chamber

**A COMPLETE LINE OF STATIC AND  
LIVE TOOLING FOR DMG MORI,  
MAZAK, OKUMA AND MORE  
*IN STOCK NOW!***

