ATLING
T E E T E E ATIO
SEL CE TE I STEA ESTS
ATLING





A

A A

Atlings Maskinfabrik AB was founded in 1947. It's an independent company in the Group Inducore. The company's success is based on it's technical excellence, world-class manufacturing and collaboration with qualified distributors world wide.

Atlings have been producing Steady Rests since 1976. Thanks to Atlings modern machine park we are able to manufacture all the parts for the Atling Steady Rest with high quality and precision. The dedicated market for the companies product are automotive, aerospace, railways, energy and industrial markets.

The close cooperation between our engineers and the costumer, creates a quick response to our distributor, and is the key to find the best possible solution. That is a special strength that Atlings is proud of.

Over the years, Atlings have made a wide range of special designs to fulfill their customers' needs and desires.

The Atling products are engineered and manufactured in Sweden and sold by a world wide sales and marketing organization.

PART OF inducore

Atlings is part of the Swedish industrial group Inducore, active in the area of truck bodies, systems solutions, and component manufacturing.

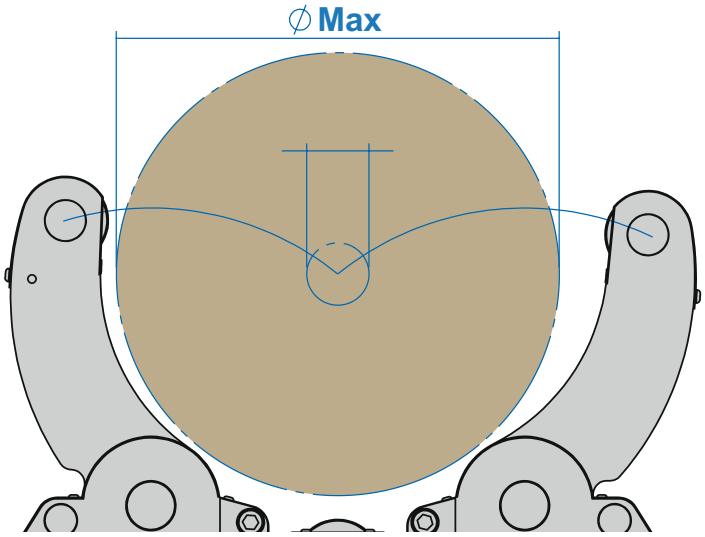

Atling size (AX41-AX111) comparison competitors.

Model

A	A	A	A	A	A	A	A	A	A	A	A	A
Gripping range	6-70	8-105	12-125	12-160	20-200	30-255	45-320	85-360	100-430	140-470	100-510	250-680	450-870

Model

AS	AS	AS
Gripping range	30-255	45-320	85-360

Model

A	A	A	A
Gripping range	6-70	8-105	12-125	12-160

Order code

AX/AS/AN:	Model serie. (AS only 6, 7 and 8)	
Model Size:	**1 - 11** (according to list)	
Cylinder type:	**E** = External Cylinder **I** = Internal Cylinder	
Swing Away:	**N** = No swing away **U** = Swing away Upper arm **L** = Swing away Lower arm **B** = Swing away Both arms	
Lubrication Type:	**A** = Automatic **M** = Manual	
Lubricant:	**O** = Oil **G** = Grease	
Roller type:	**S** = Standard **C** = Cambered	


ATLINQ

S A

- When you have long shaft turning
- When you need to have the work piece centered
- To give support at several positions
- To extreme work piece length
- To hold the work piece
- For slim and heavy work piece
- Tailor made Special Steady Rest

A A

- Swing away arm: Upper, lower or both
- Keep the same gripping range
- Flexibility to convert to swing away
- Flexibility to convert the external to internal
- Space reduce with the innovation AXI series
- Slim fit design

A I S
To be able to have a slimmer and more compact series Atling developed the new AXI model which is the latest innovation for the Steady Rest. AXI = internal cylinder give Atling more opportunities to fit when the space is limited and still need a big clamping size.

S A A A I
Innovation for the swing away arm is compatible with all AX1-AX11 Series. You can decide to have swing away on upper, lower or both arms, and still keep the same gripping range. Atling AX series Steady Rest can be upgraded from AXE series to an AXI series model, including a Swing Away arm. Atling Steady Rests standard models come from AX1E to AX11E and from AX4I to AX11I.

T
The Atling Steady Rest are used in many different industry sectors such as the automobile, aerospace, rail, energy and general industry.

TO OBTAIN GOOD CONCENTRICITY AND SURFACE FINISH THE STEADY REST FROM ATLINGS BECOMES NECESSARY.
THE ATLING STEADY REST ARE SUITABLE TO FIT INTO ANY CNC OR CONVERTIBLE LATHE IN THE MOST CRITICAL SPACE CONDITIONS.



S[illegible] A[illegible] S[illegible]

A[illegible]E

Gripping range	6-70 mm
Total max gripping force	300 daN
Max peripheral roller speed	730 m/min
Centering accuracy*	0,02 mm
Repeatability	0,005 mm
Min operating pressure	10 bar
Max operating pressure	25 bar
Weight	8 kg
Mounting holes**	Same as SLU-1

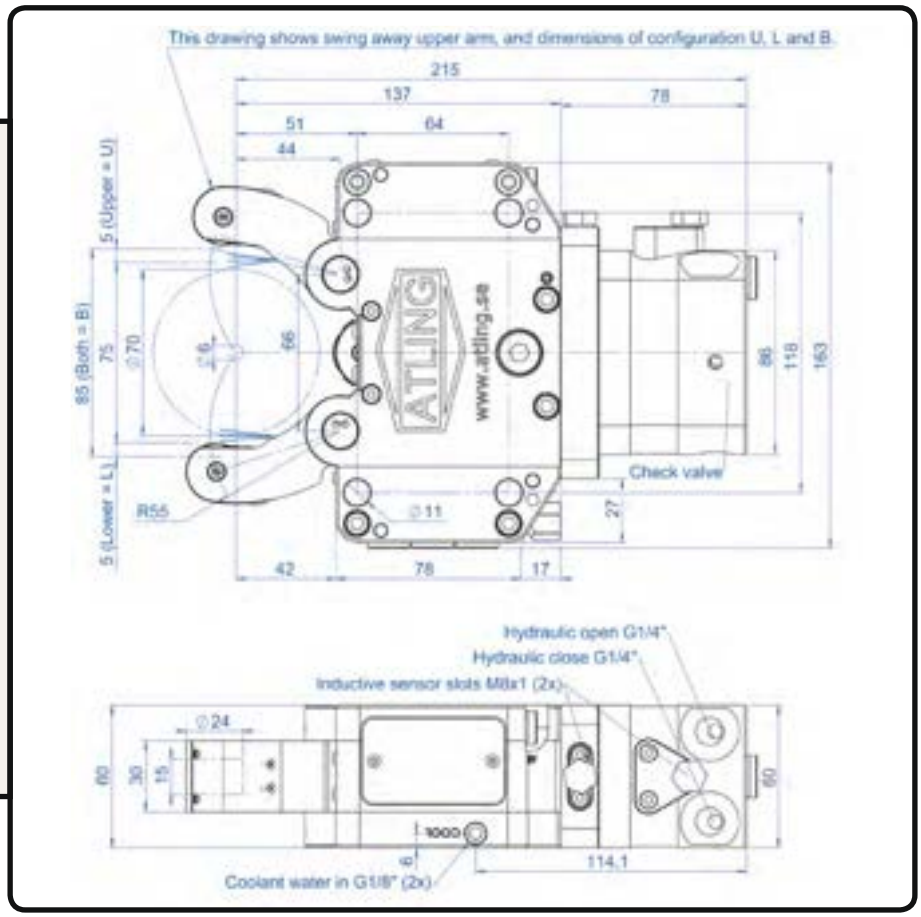

*At constant pressure and clamping force, 20 bar.
** Note: Same hole pattern, can interfere on the bracket. Check drawings.

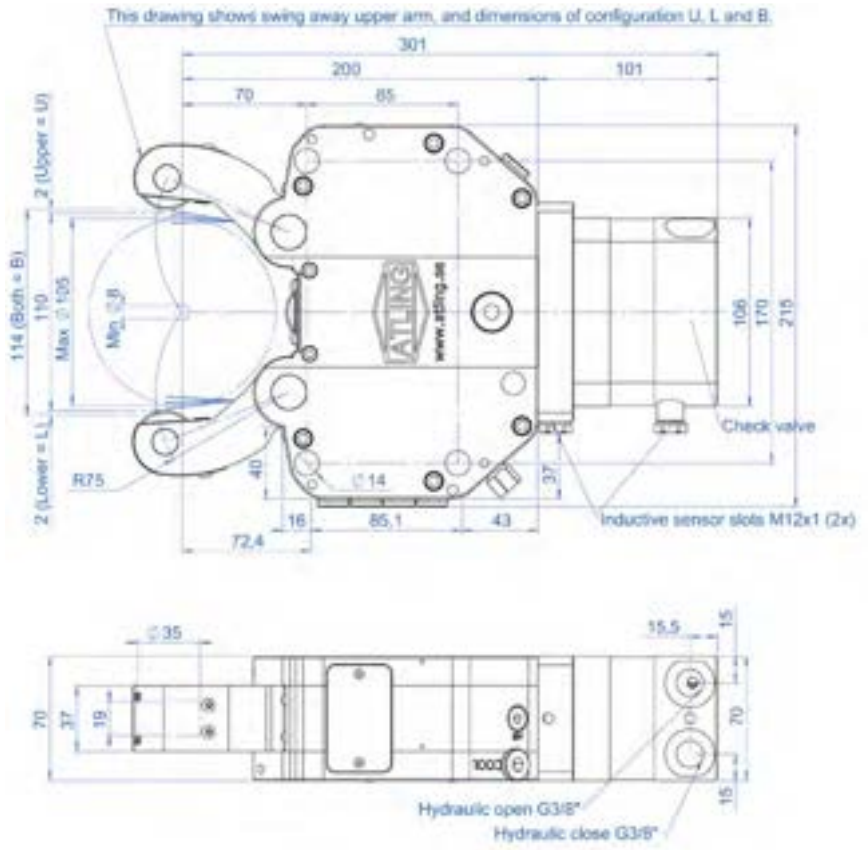

A⊠⊠E

Gripping range	8-105 mm
Total max gripping force	1200 daN
Max peripheral rollerspeed	930 m/min
Centering accuracy*	0.02 mm
Repeatability	0.005 mm
Min operating pressure	10 bar
Max operating pressure	60 bar
Weight	17 kg
Mounting holes**	Same as SLU-2

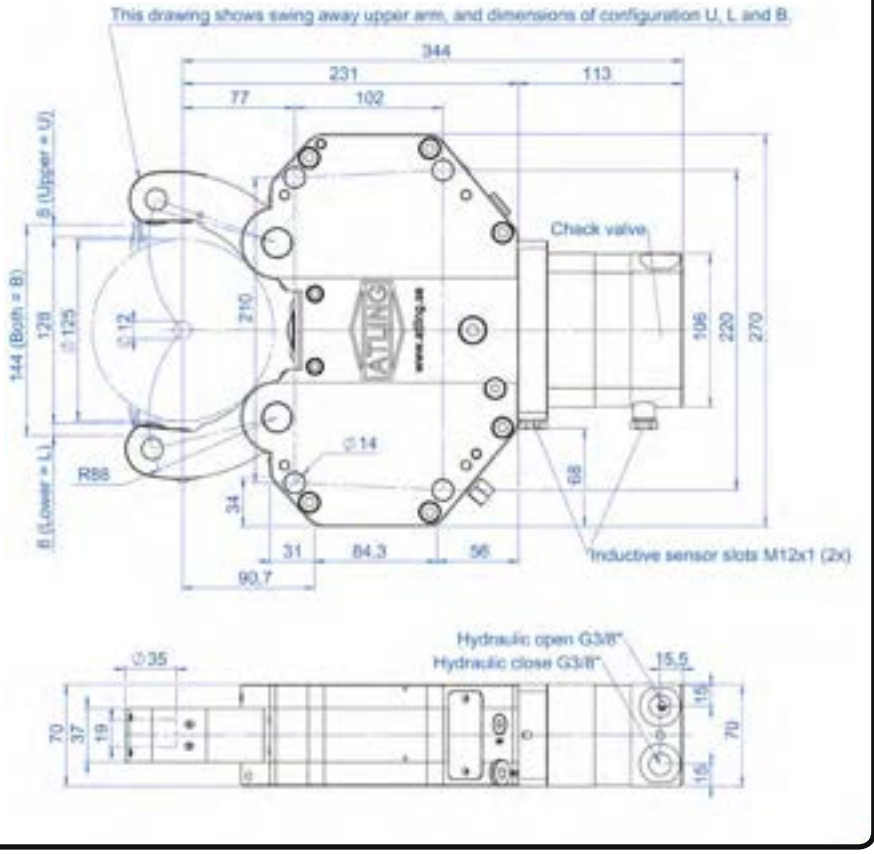

A⊠⊠E

Gripping range	12-125 mm
Total max gripping force	1200 daN
Max peripheral rollerspeed	930 m/min
Centering accuracy*	0.04 mm
Repeatability	0.005 mm
Min operating pressure	10 bar
Max operating pressure	60 bar
Weight	23 kg
Mounting holes**	N/A

*At constant pressure and clamping force, 20 bar.
** Note: Same hole pattern, can interfere on the bracket. Check drawings.

A□□I

Built-in pressure amplifie	
Gripping range	12-160 mm
Total max gripping force	3500 daN
Max peripheral rollerspeed	805 m/min
Centering accuracy*	0.04 mm
Repeatability	0.005 mm
Min operating pressure	20 bar
Max operating pressure	70 bar
Weight	45 kg
Mounting holes**	Same as SLU-3

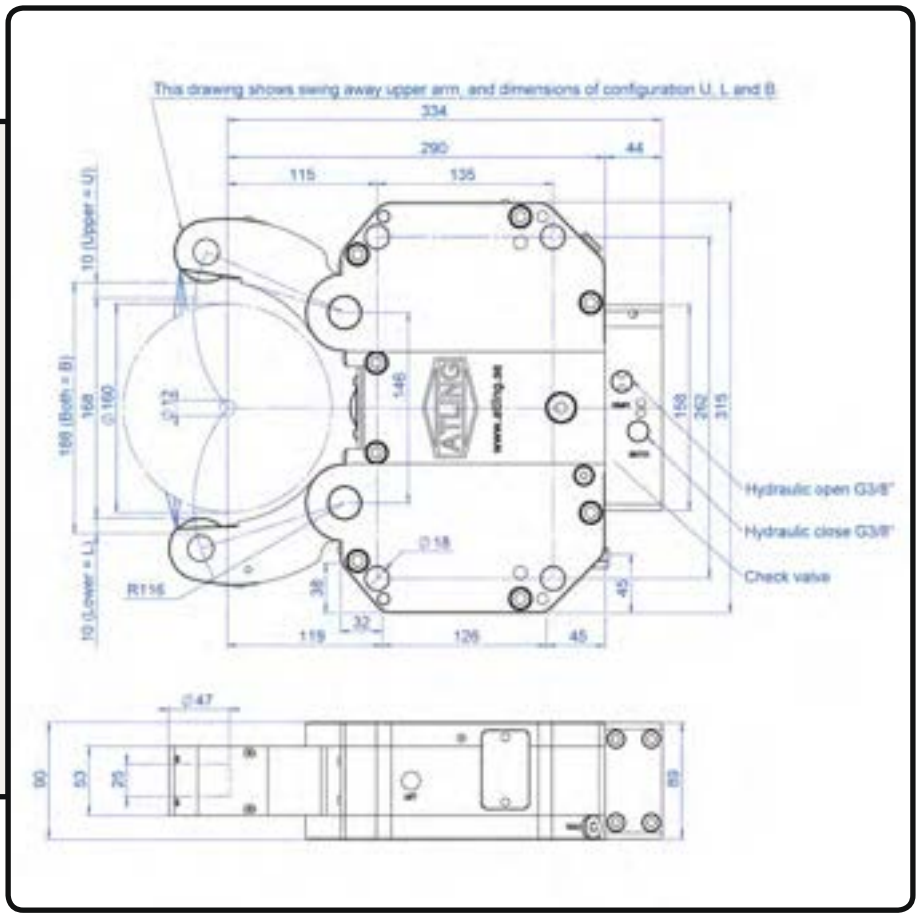

A□□E

Gripping range	12-160 mm
Total max gripping force	3500 daN
Max peripheral rollerspeed	805 m/min
Centering accuracy*	0.04 mm
Repeatability	0.005 mm
Min operating pressure	10 bar
Max operating pressure	70 bar
Weight	45 kg
Mounting holes**	Same as SLU-3

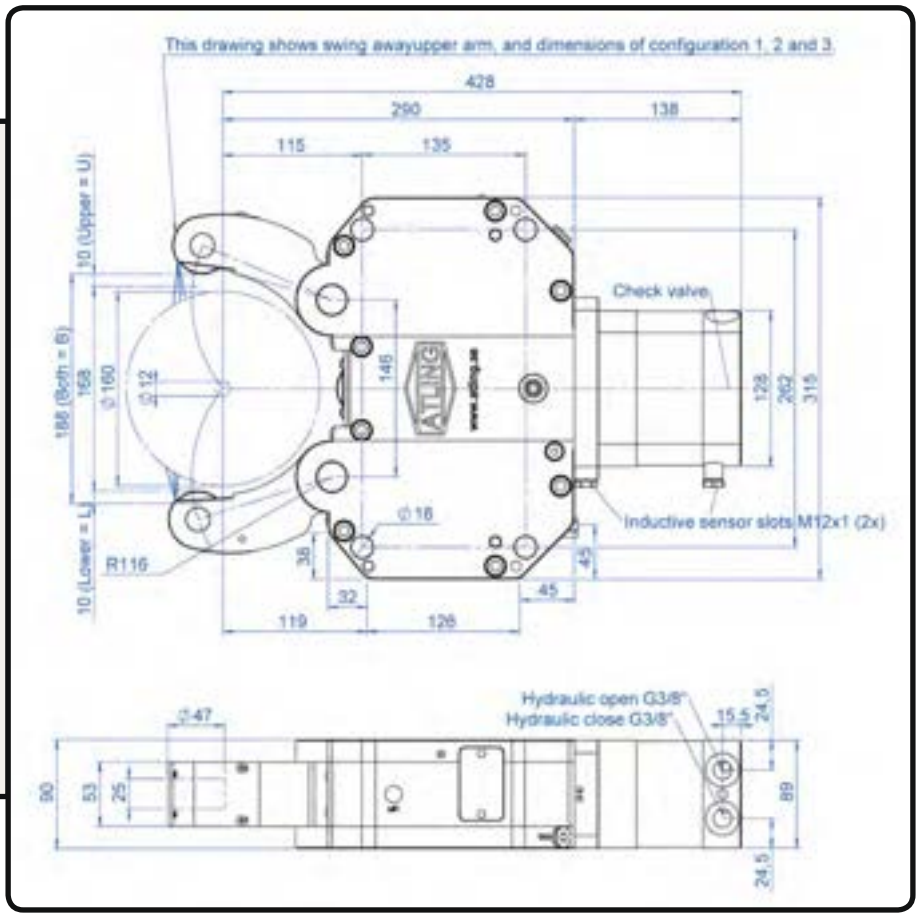

*At constant pressure and clamping force, 20 bar.
** Note: Same hole pattern, can interfere on the bracket. Check drawings.

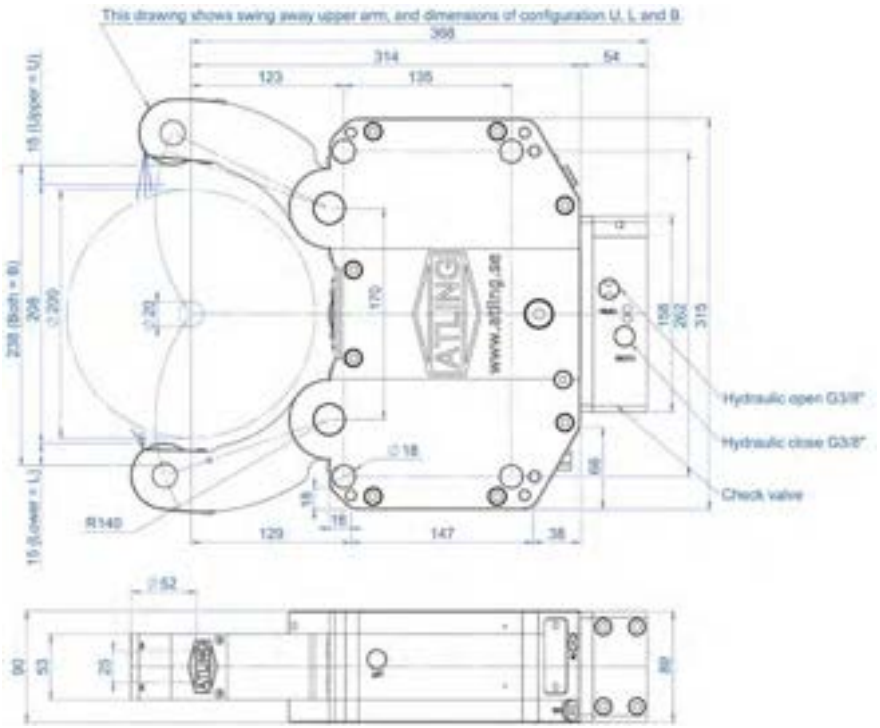

A⊠⊠I

Built-in pressure amplifie	
Gripping range	20-200 mm
Total max gripping force	3500 daN
Max peripheral rollerspeed	890 m/min
Centering accuracy*	0.06 mm
Repeatability	0.005 mm
Min operating pressure	20 bar
Max operating pressure	70 bar
Weight	48 kg
Mounting holes**	Same as SLU-3.1

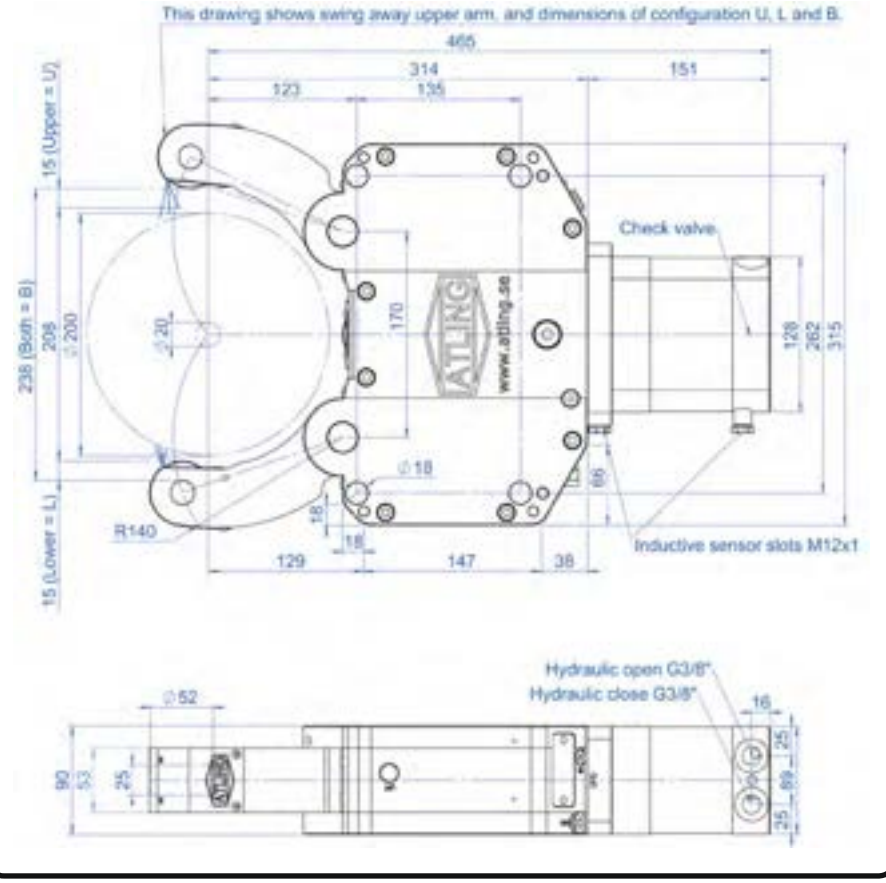

A⊠⊠E

Gripping range	20-200 mm
Total max gripping force	3500 daN
Max peripheral rollerspeed	890 m/min
Centering accuracy*	0.06 mm
Repeatability	0.005 mm
Min operating pressure	10 bar
Max operating pressure	70 bar
Weight	48 kg
Mounting holes**	Same as SLU-3.1

*At constant pressure and clamping force, 20 bar.
** Note: Same hole pattern, can interfere on the bracket. Check drawings.

A□□I

Built-in pressure amplifie	
Gripping range	30-255 mm
Total max gripping force	4500 daN
Max peripheral roller speed	890 m/min
Centering accuracy*	0,04 mm
Repeateability	0,005 mm
Min operating pressure	20 bar
Max operating pressure	70 bar
Weight	73 kg
Mounting holes**	N/A

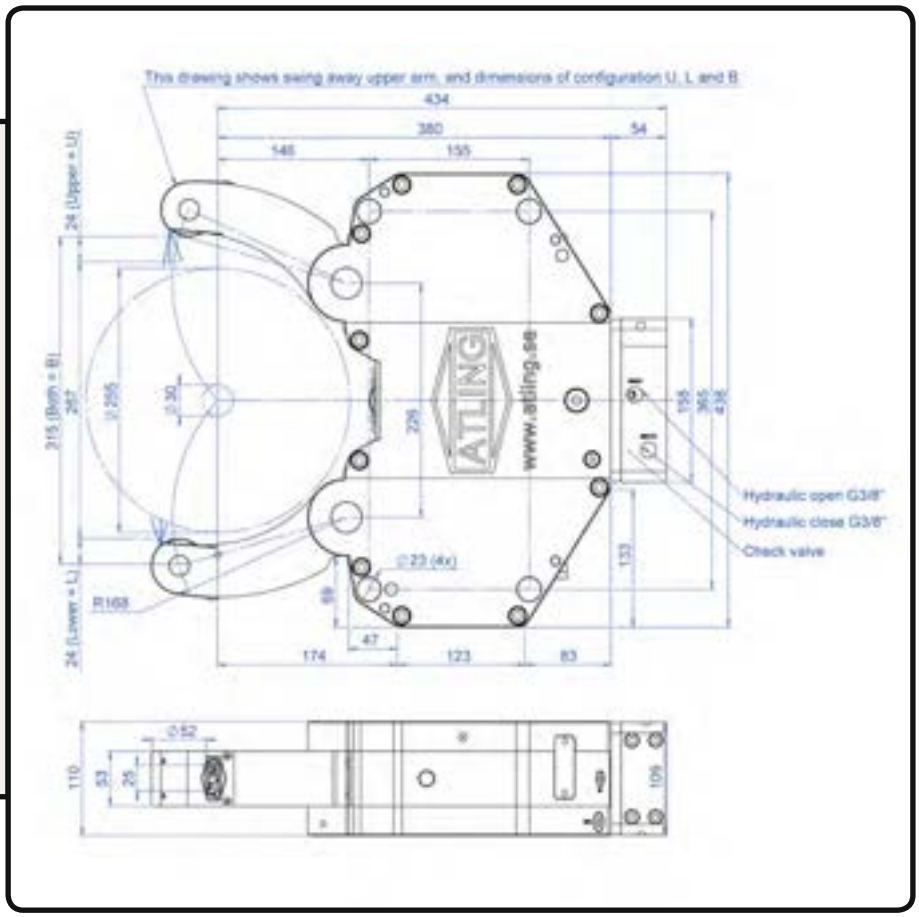

A□□E

Gripping range	30-255 mm
Total max gripping force	4500 daN
Max peripheral roller speed	890 m/min
Centering accuracy*	0,04 mm
Repeateability	0,005 mm
Min operating pressure	10 bar
Max operating pressure	70 bar
Weight	83 kg
Mounting holes**	N/A

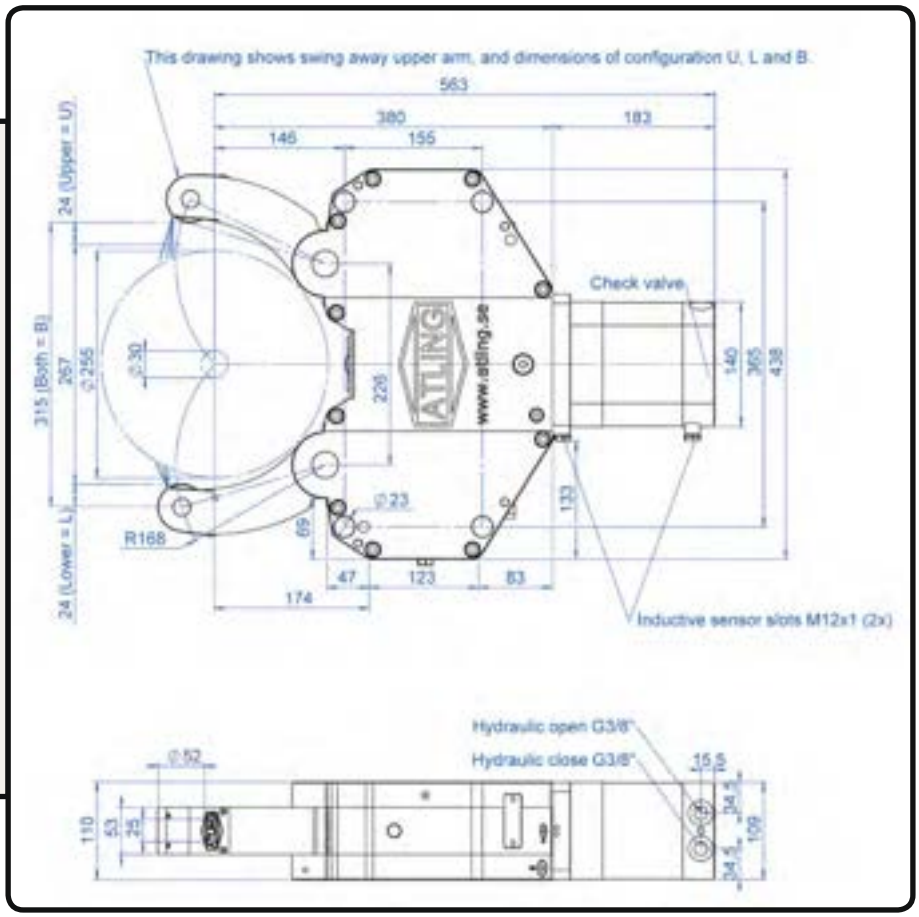

*At constant pressure and clamping force, 20 bar.
** Note: Same hole pattern, can interfere on the bracket. Check drawings.

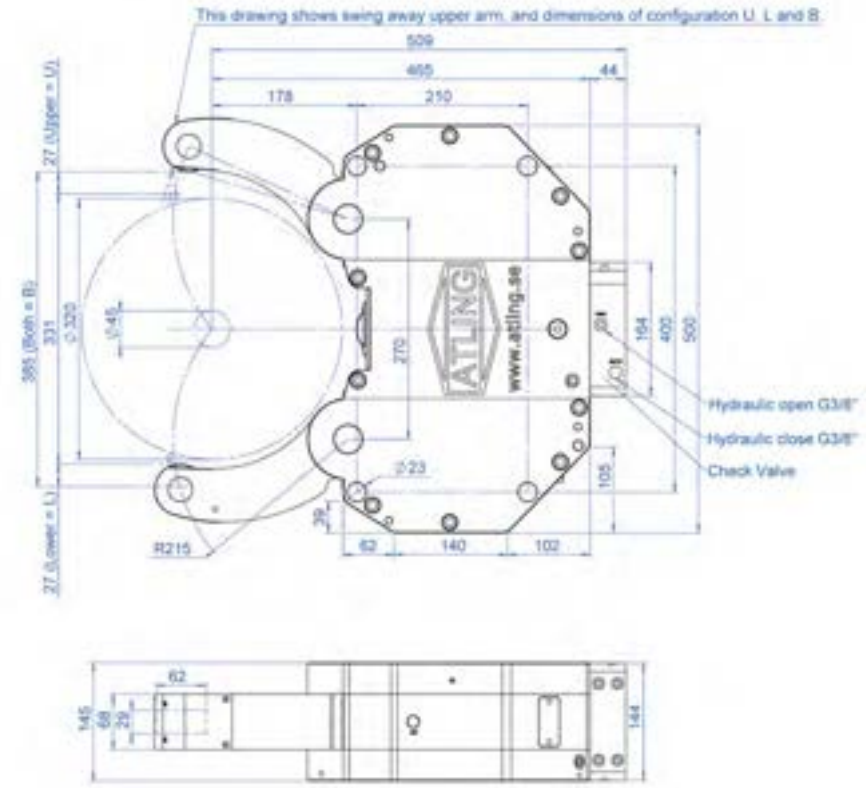

A⊠⊠I

Built-in pressure amplifie	
Gripping range	45-320 mm
Total max gripping force	5500 daN
Max peripheral roller speed	655 m/min
Centering accuracy*	0,06 mm
Repeatability	0,005 mm
Min operating pressure	20 bar
Max operating pressure	70 bar
Weight	148 kg
Mounting holes**	N/A

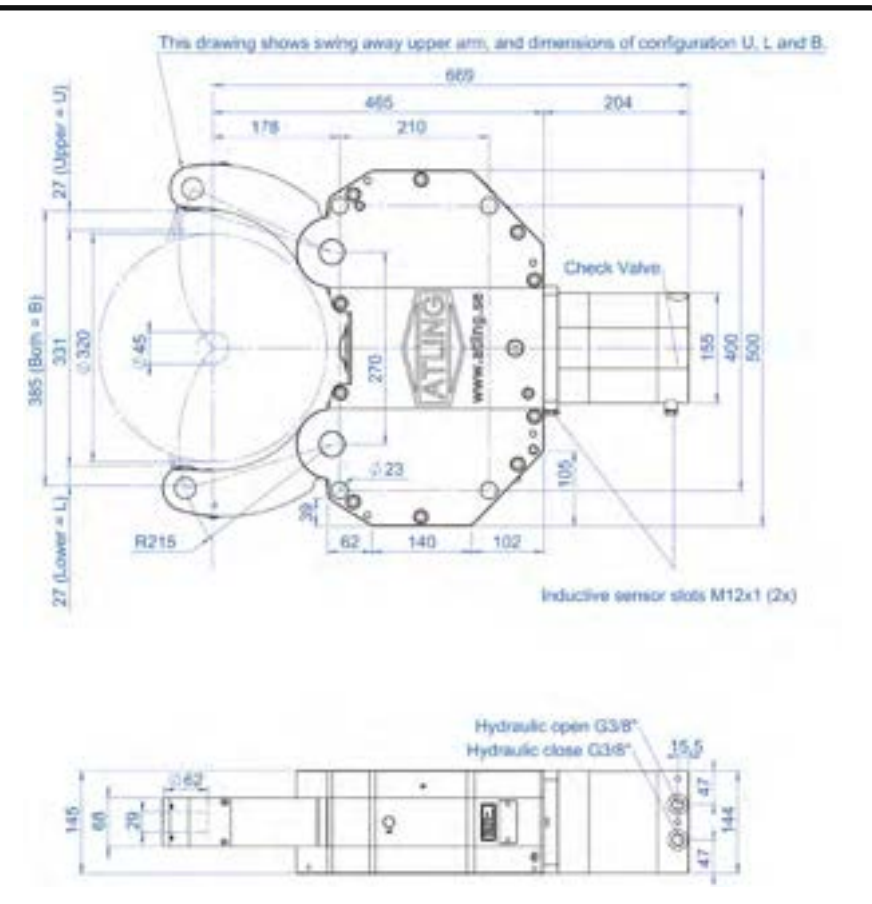

A⊠⊠E

Gripping range	45-320 mm
Total max gripping force	5500 daN
Max peripheral roller speed	655 m/min
Centering accuracy*	0,06 mm
Repeatability	0,005 mm
Min operating pressure	10 bar
Max operating pressure	70 bar
Weight	158 kg
Mounting holes**	N/A

*At constant pressure and clamping force, 20 bar.
** Note: Same hole pattern, can interfere on the bracket. Check drawings.

A⊠⊠I

Built-in pressure amplifie	
Gripping range	85-360 mm
Total max gripping force	5500 daN
Max peripheral roller spee	765 m/min
Centering accuracy*	0,06 mm
Repeatability	0,005 mm
Min operating pressure	20 bar
Max operating pressure	70 bar
Weight	143 kg
Mounting holes	N/A

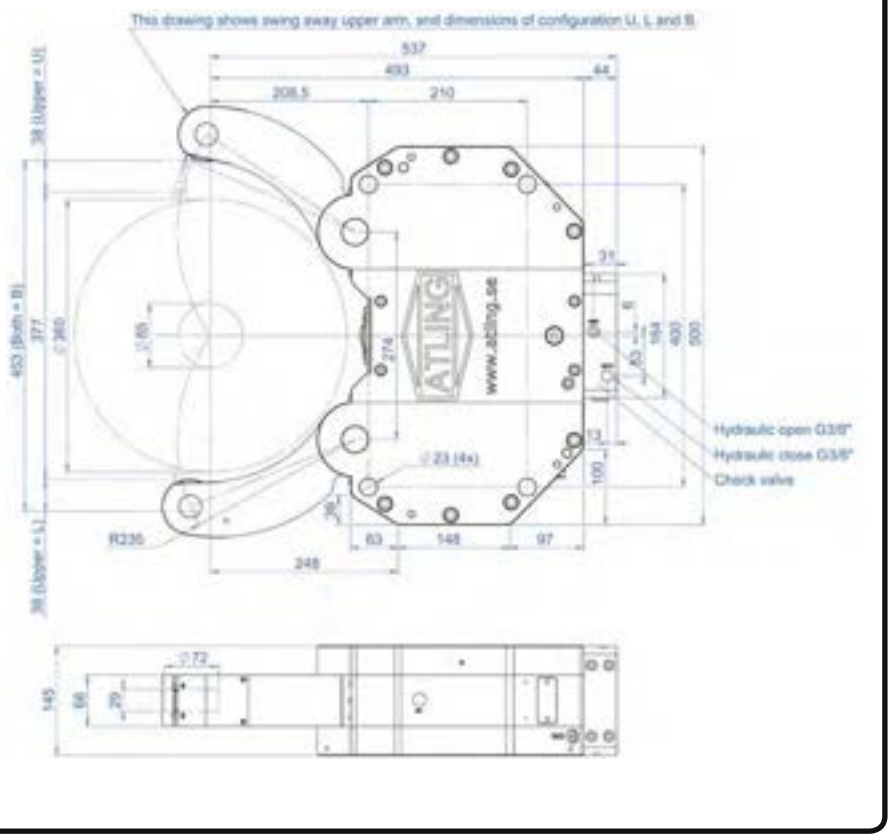

A⊠⊠E

Gripping range	85-360 mm
Total max gripping force	5500 daN
Max peripheral roller spee	765 m/min
Centering accuracy*	0,06 mm
Repeatability	0,005 mm
Min operating pressure	10 bar
Max operating pressure	70 bar
Weight	156 kg
Mounting holes	N/A

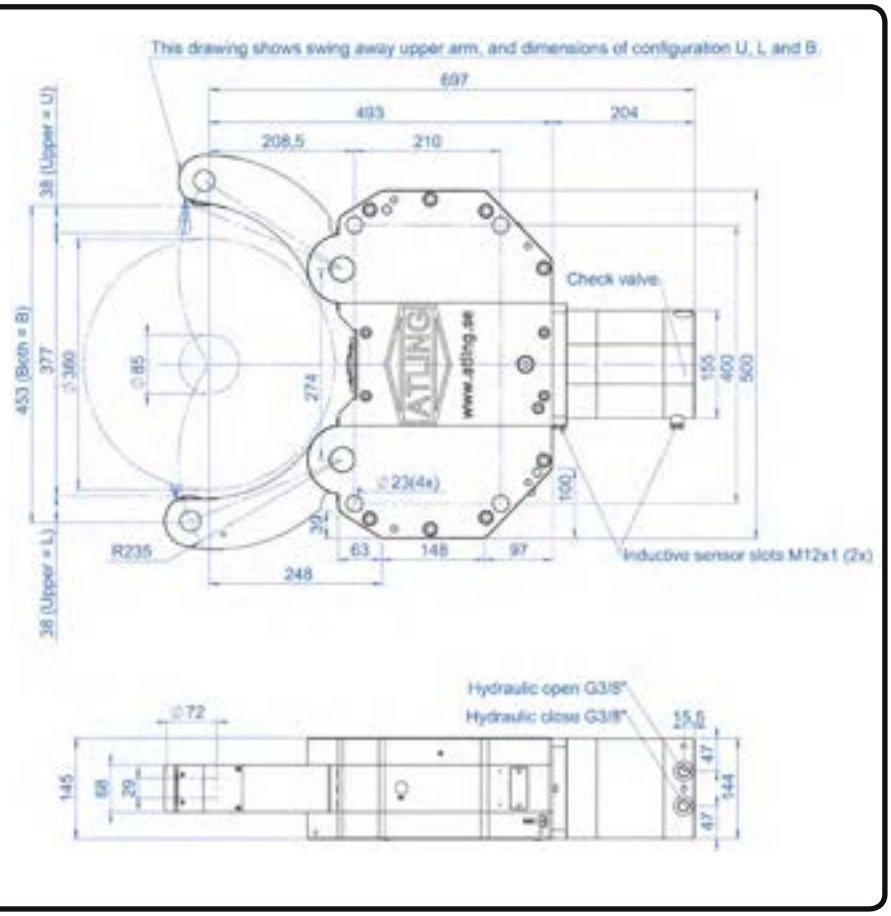

*At constant pressure and clamping force, 20 bar.
** Note: Same hole pattern, can interfere on the bracket. Check drawings.

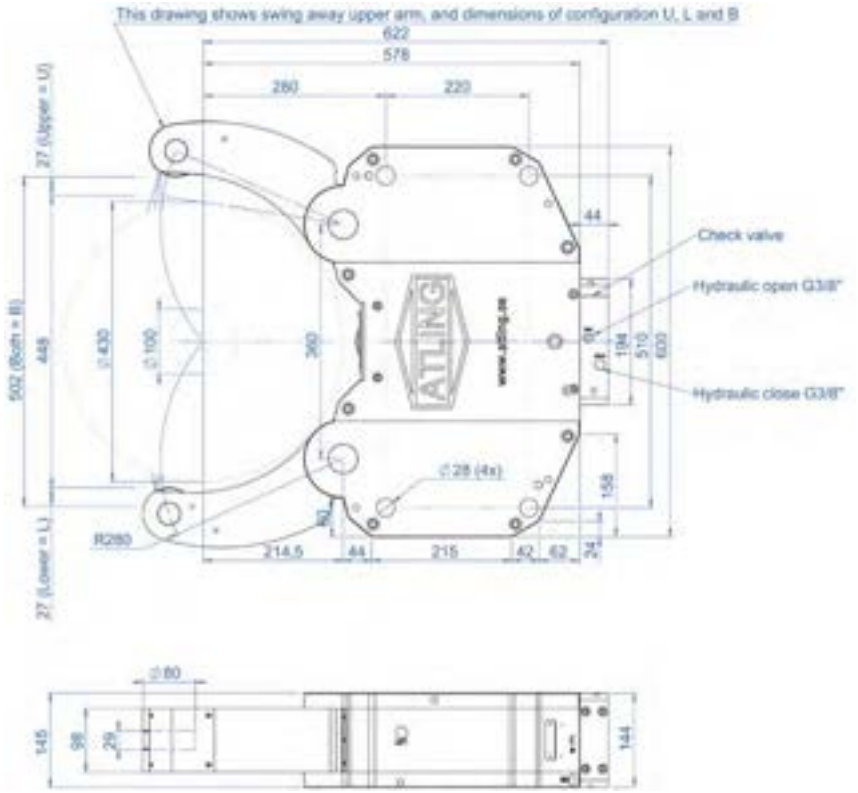

A⊠⊠⊠I

Built-in pressure amplifie	
Gripping range	100-430 mm
Total max gripping force	6800 daN
Max peripheral roller speed	685 m/min
Centering accuracy*	0,06 mm
Repeatability	0,01 mm
Min operating pressure	20 bar
Max operating pressure	60 bar
Weight	195 kg
Mounting holes	N/A

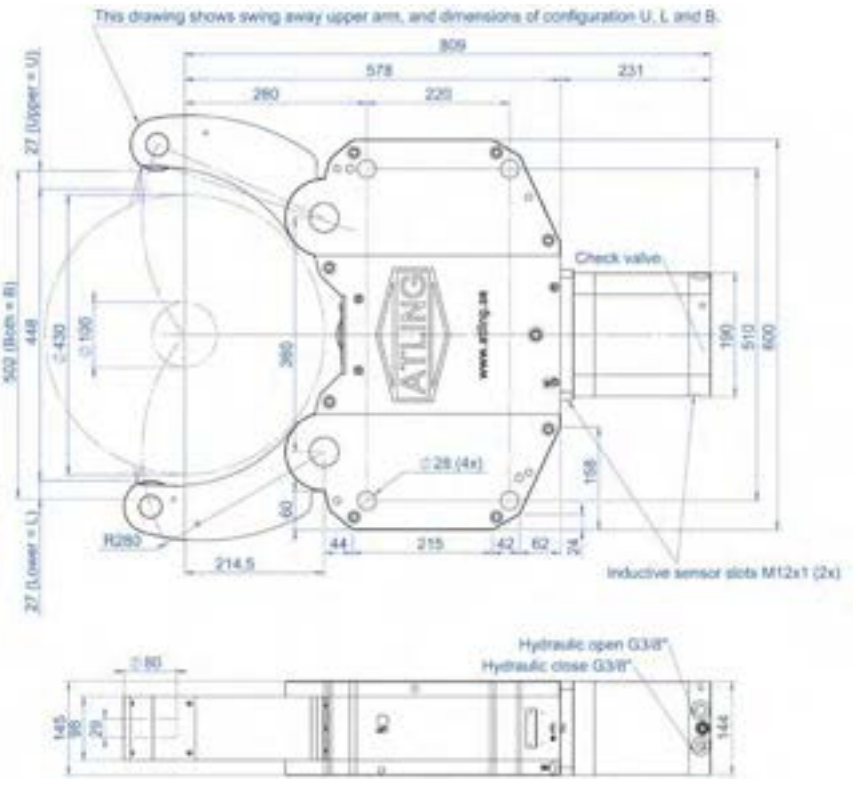

A⊠⊠⊠E

Gripping range	100-430 mm
Total max gripping force	6800 daN
Max peripheral roller speed	685 m/min
Centering accuracy*	0,06 mm
Repeatability	0,01 mm
Min operating pressure	10 bar
Max operating pressure	60 bar
Weight	234 kg
Mounting holes	N/A

*At constant pressure and clamping force, 20 bar.
** Note: Same hole pattern, can interfere on the bracket. Check drawings.

A□□□I

Built-in pressure amplifie	
Gripping range	140-470 mm
Total max gripping force	6800 daN
Max peripheral roller speed	685 m/min
Centering accuracy*	0,06 mm
Repeatability	0,01 mm
Min operating pressure	20 bar
Max operating pressure	60 bar
Weight	234 kg
Mounting holes	Adapter plate needed

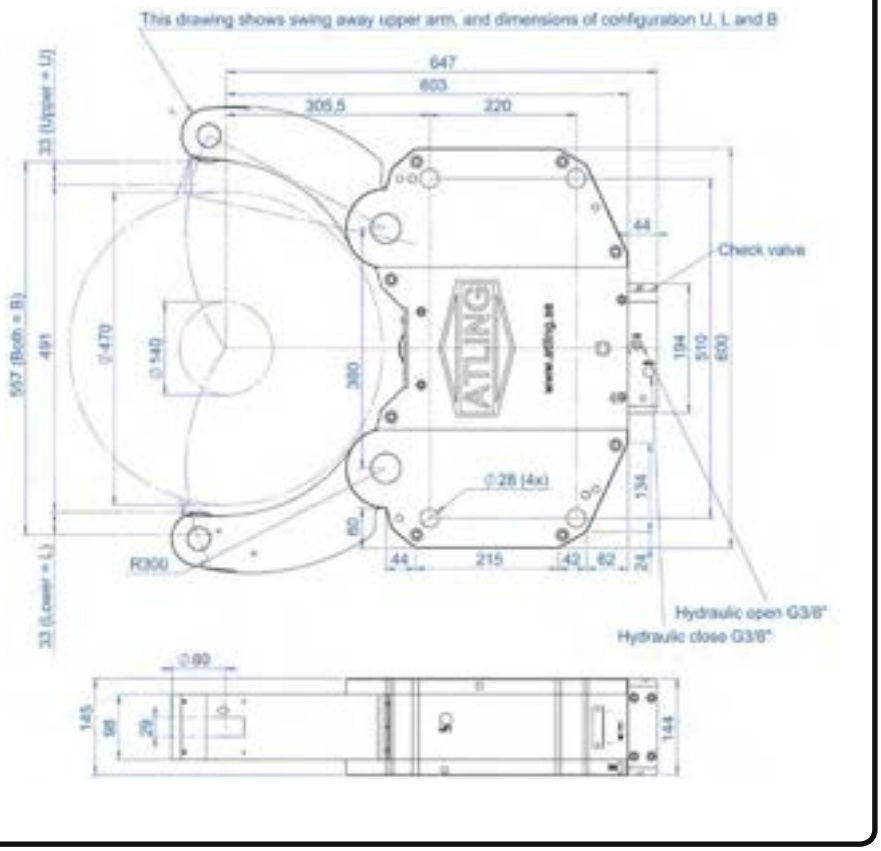

A□□□E

Gripping range	140-470 mm
Total max gripping force	6800 daN
Max peripheral roller speed	685 m/min
Centering accuracy*	0,06 mm
Repeatability	0,01 mm
Min operating pressure	10 bar
Max operating pressure	60 bar
Weight	234 kg
Mounting holes	Adapter plate needed

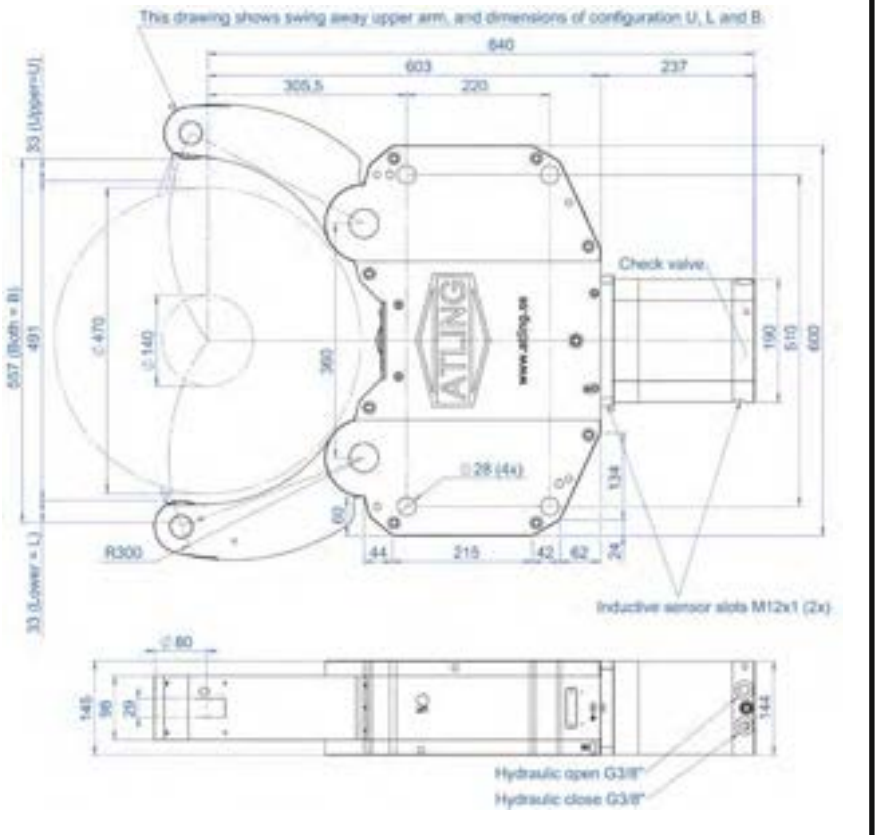

*At constant pressure and clamping force, 20 bar.
** Note: Same hole pattern, can interfere on the bracket. Check drawings.

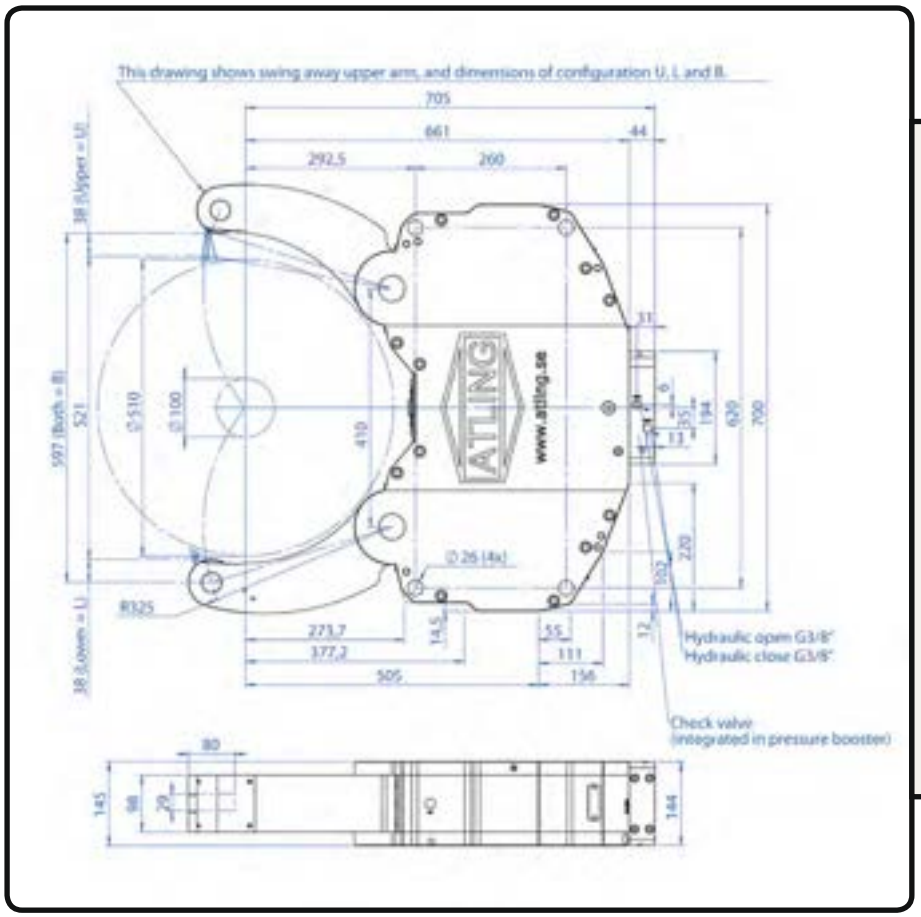

A⊠⊠I

Built-in pressure amplifie	
Gripping Range	100-510 mm
Total max gripping force	6800 daN
Max peripheral roller speed	685 m/min
Centering accuracy*	0,10 mm
Repeatability	0,02 mm
Min operating pressure	20 bar
Max operating pressure	60 bar
Weight	252 kg
Mounting holes	Adapter plate needed

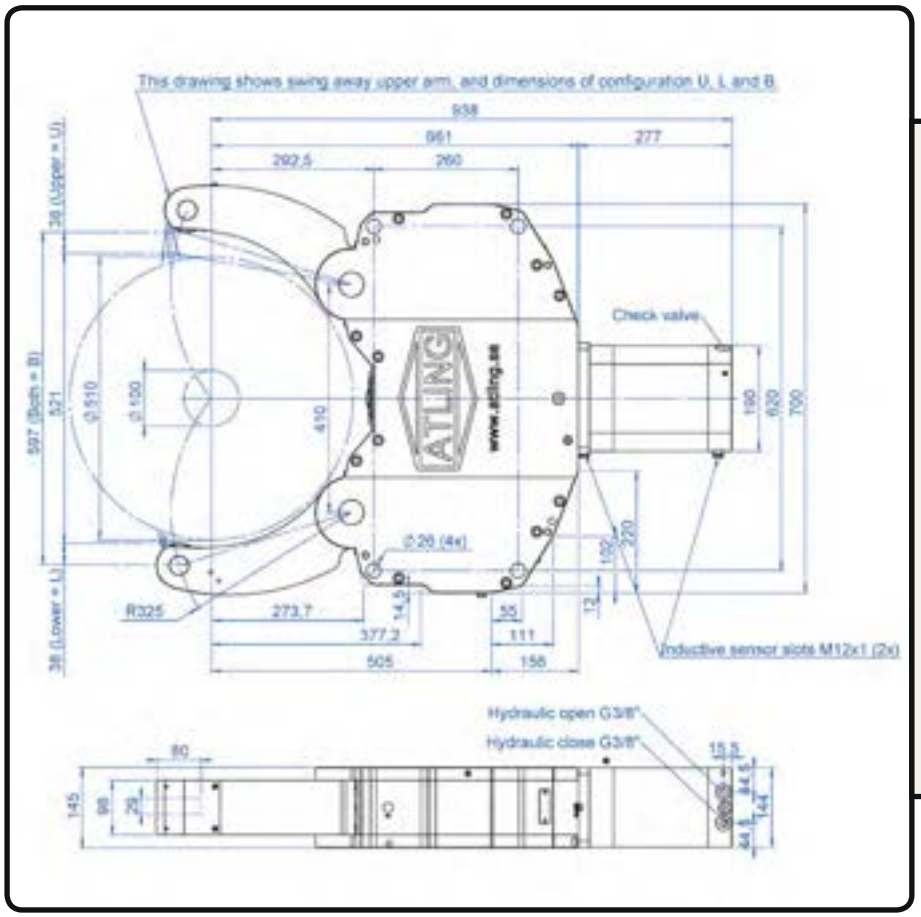

A⊠⊠E

Gripping Range	100-510 mm
Total max gripping force	6800 daN
Max peripheral roller speed	685 m/min
Centering accuracy*	0,10 mm
Repeatability	0,02 mm
Min operating pressure	10 bar
Max operating pressure	60 bar
Weight	280 kg
Mounting holes	Adapter plate needed

*At constant pressure and clamping force, 20 bar.
** Note: Same hole pattern, can interfere on the bracket. Check drawings.

A⊠⊠I

Built-in pressure amplifie	
Gripping Range	250-680 mm
Total max gripping force	6800 daN
Max peripheral roller speed	685 m/min
Centering accuracy*	0,10 mm
Repeatability	0,02 mm
Min operating pressure	20 bar
Max operating pressure	60 bar
Weight	370 kg
Mounting holes	N/A

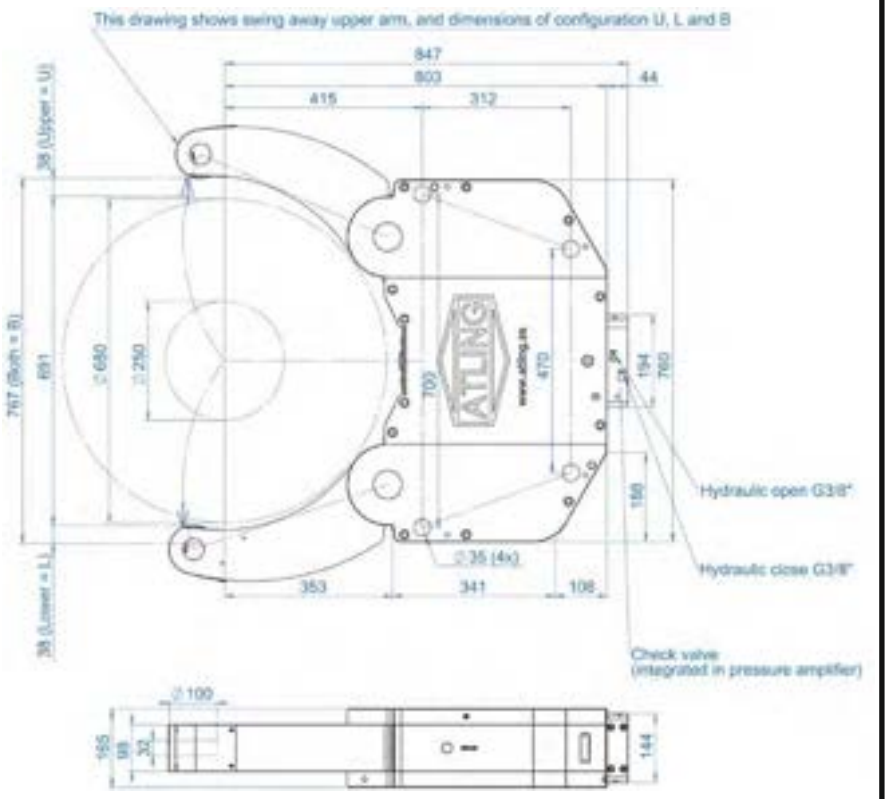

A⊠⊠E

Gripping Range	250-680 mm
Total max gripping force	6800 daN
Max peripheral roller speed	685 m/min
Centering accuracy*	0,10 mm
Repeatability	0,02 mm
Min operating pressure	10 bar
Max operating pressure	60 bar
Weight	395 kg
Mounting holes	N/A

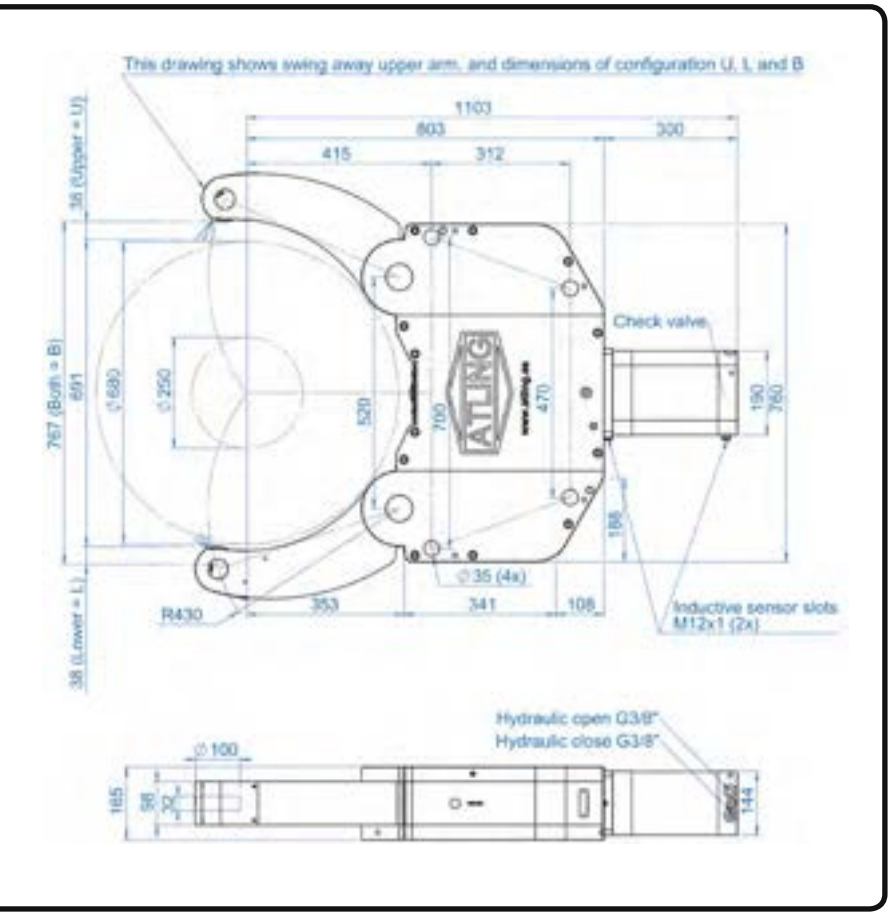

*At constant pressure and clamping force, 20 bar.
** Note: Same hole pattern, can interfere on the bracket. Check drawings.

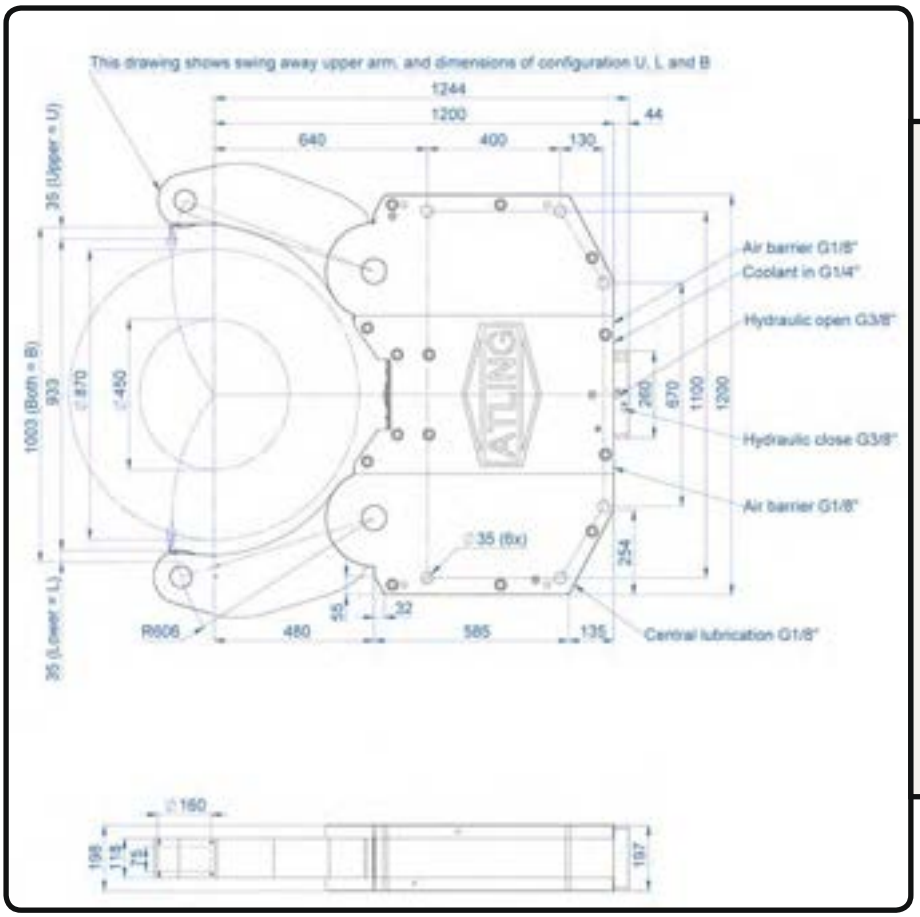

A⊠⊠I

Built in pressure amplifie	
Gripping range	450-870 mm
Total max gripping force	9200 daN
Max peripheral rollerspeed	457 m/min
Centering accuracy*	0.20 mm
Repeatability	0.02 mm
Min operating pressure	20 bar
Max operating pressure	60 bar
Weight	1337 kg
Mounting holes	N/A

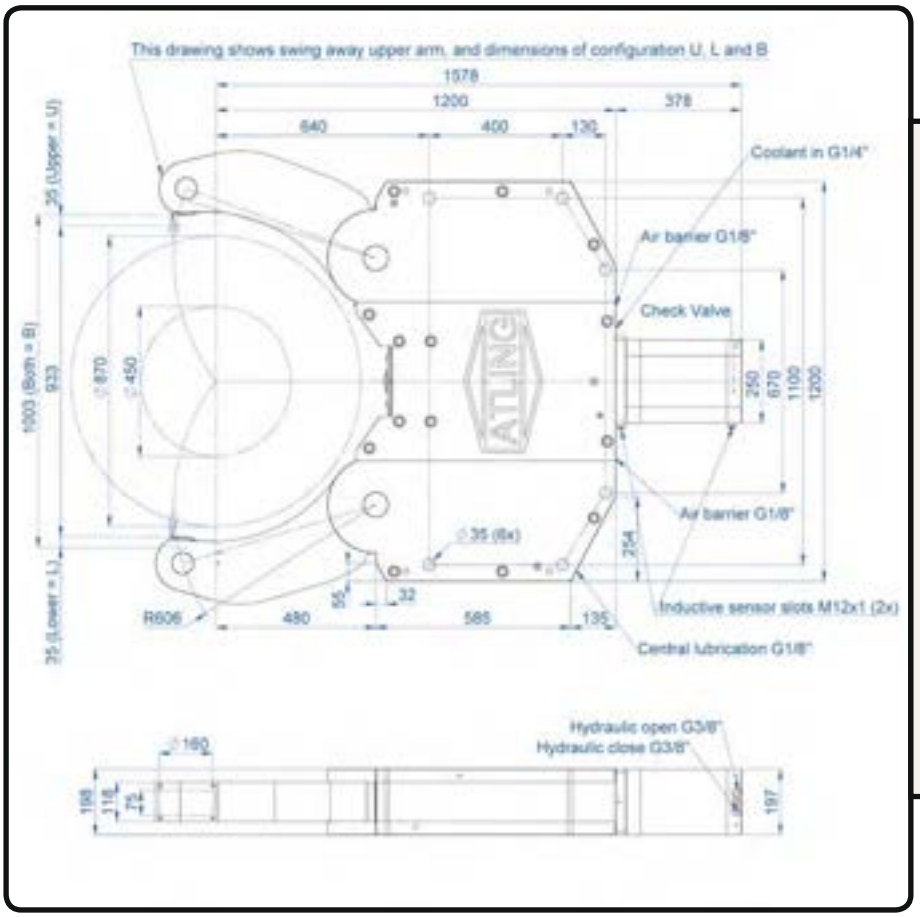

A⊠⊠E

Gripping range	450-870 mm
Total max gripping force	9200 daN
Max peripheral rollerspeed	457 m/min
Centering accuracy*	0.20 mm
Repeatability	0.02 mm
Min pressure	10 bar
Max operating pressure	60 bar
Weight	1421 kg
Mounting holes	N/A

*At constant pressure and clamping force, 20 bar.
** Note: Same hole pattern, can interfere on the bracket. Check drawings.

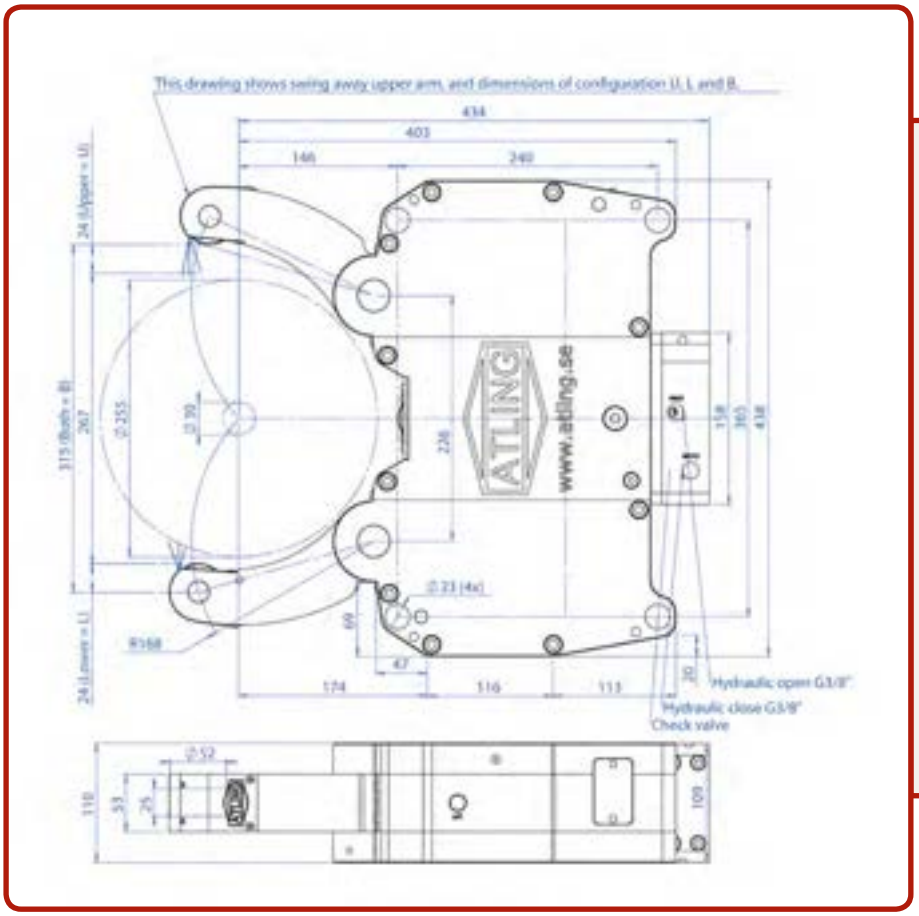

AS⊠I

Built-in pressure amplifie	
Gripping range	30-255 mm
Total max gripping force	4500 daN
Max peripheral roller speed	890 m/min
Centering accuracy*	0,04 mm
Repeateability	0,005 mm
Min operating pressure	20 bar
Max operating pressure	70 bar
Weight	83 kg
Mounting holes**	Same as SLU-4

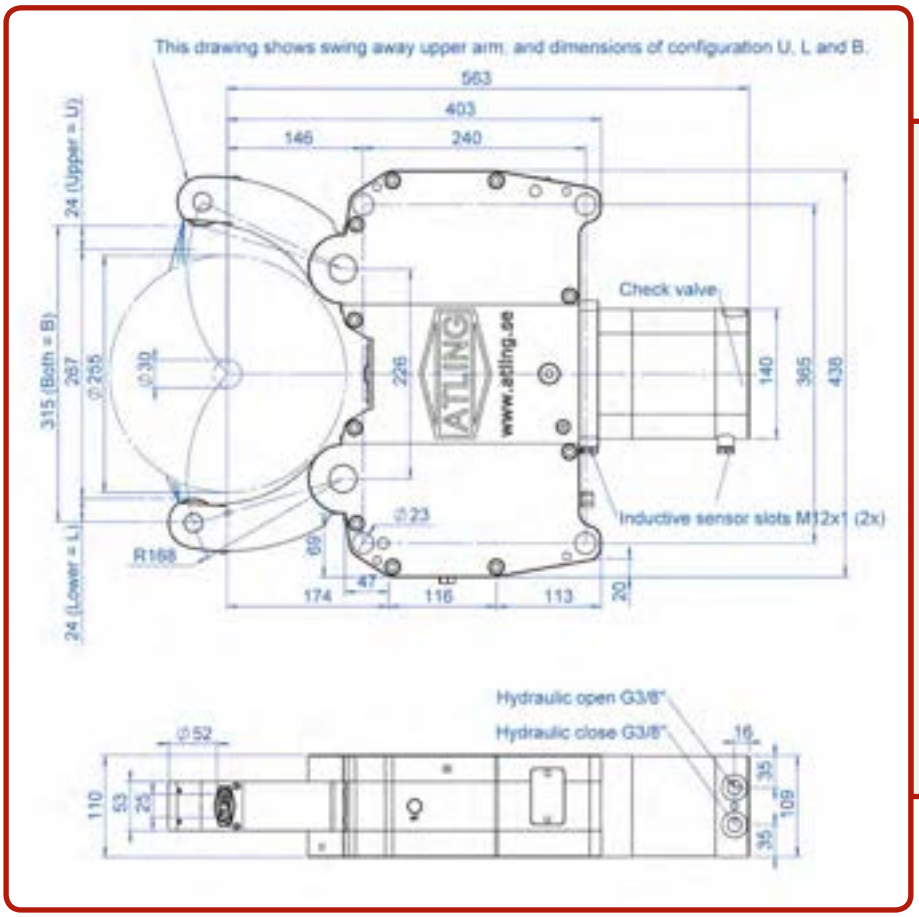

AS⊠E

Gripping range	30-255 mm
Total max gripping force	4500 daN
Max peripheral roller speed	890 m/min
Centering accuracy*	0,04 mm
Repeateability	0,005 mm
Min operating pressure	10 bar
Max operating pressure	70 bar
Weight	92 kg
Mounting holes**	Same as SLU-4

*At constant pressure and clamping force, 20 bar.
** Note: Same hole pattern, can interfere on the bracket. Check drawings.

AS⊠I

Built-in pressure amplifie	
Gripping range	45-320 mm
Total max gripping force	5500 daN
Max peripheral roller speed	655 m/min
Centering accuracy*	0,06 mm
Repeatability	0,005 mm
Min operating pressure	20 bar
Max operating pressure	70 bar
Weight	149 kg
Mounting holes**	Same as SLU-5

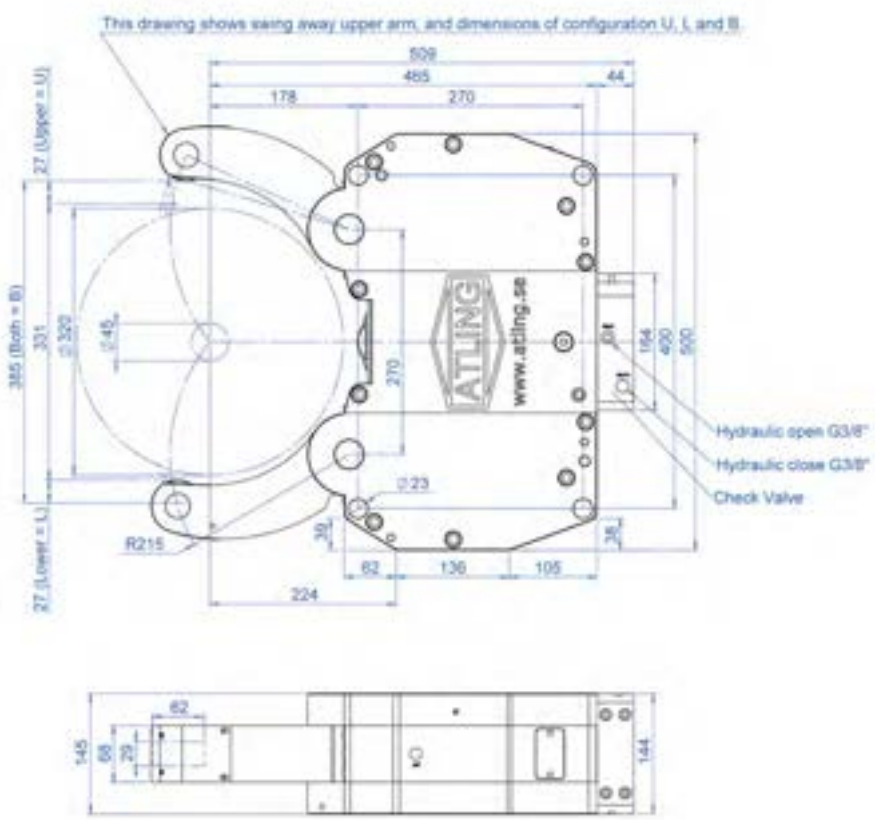

AS⊠E

Gripping range	45-320 mm
Total max gripping force	5500 daN
Max peripheral roller speed	655 m/min
Centering accuracy*	0,06 mm
Repeatability	0,005 mm
Min operating pressure	10 bar
Max operating pressure	70 bar
Weight	165 kg
Mounting holes**	Same as SLU-5

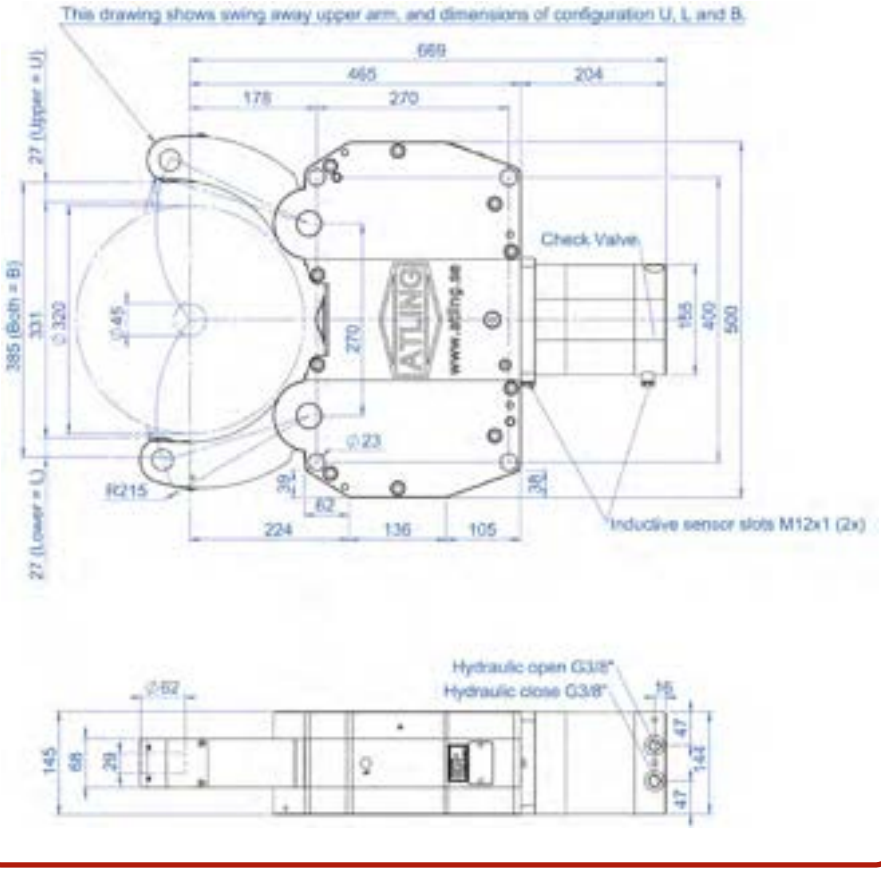

*At constant pressure and clamping force, 20 bar.
** Note: Same hole pattern, can interfere on the bracket. Check drawings.

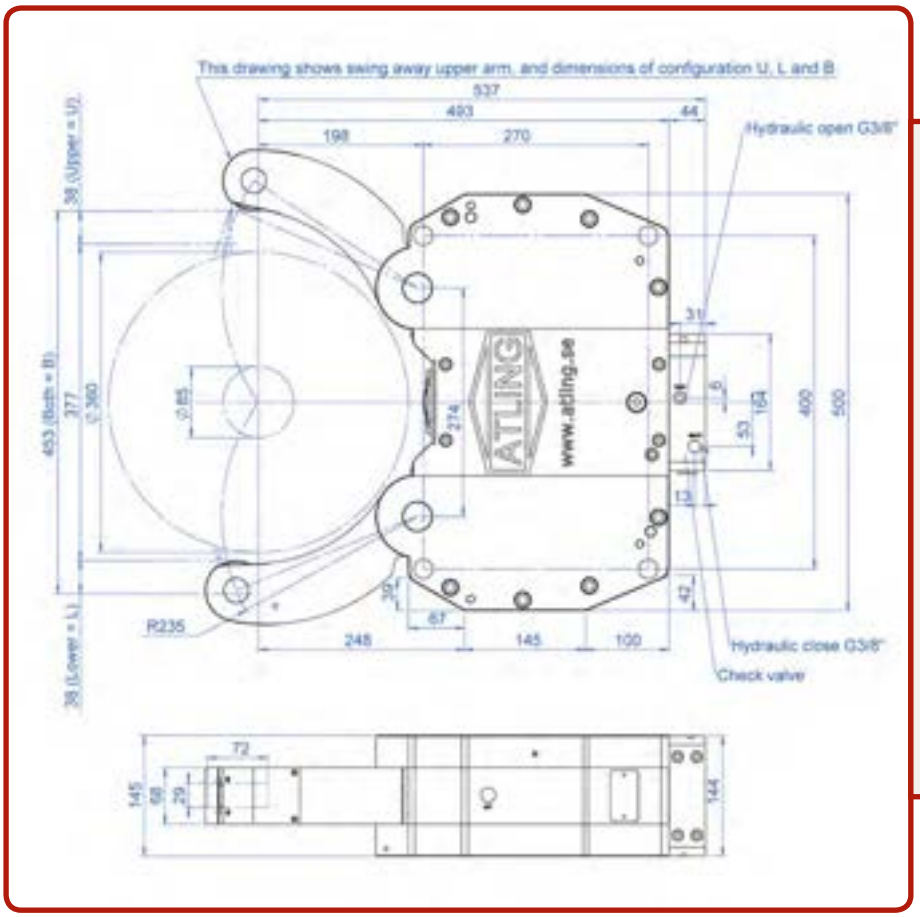

AS⊠I

Built-in pressure amplifie	
Gripping range	85-360 mm
Total max gripping force	5500 daN
Max peripheral roller spee	765 m/min
Centering accuracy*	0,06 mm
Repeatability	0,005 mm
Min operating pressure	20 bar
Max operating pressure	70 bar
Weight	150 kg
Mounting holes**	Same as SLU-5.1

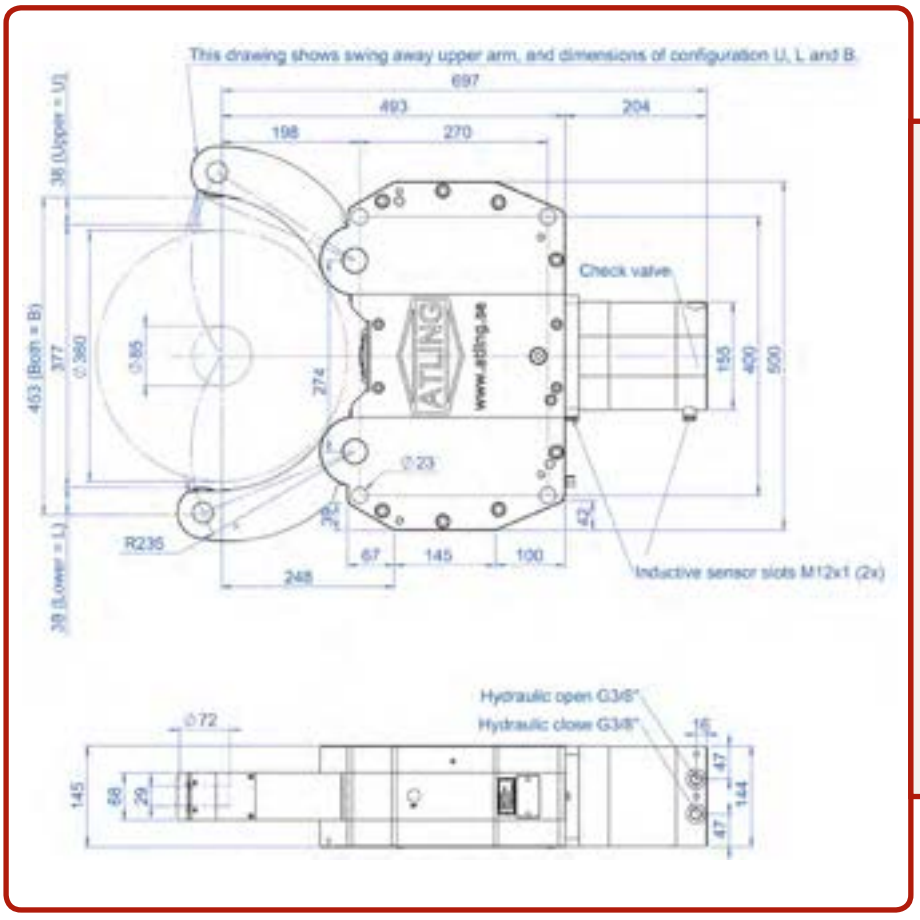

AS⊠E

Gripping range	85-360 mm
Total max gripping force	5500 daN
Max peripheral roller spee	765 m/min
Centering accuracy*	0,06 mm
Repeatability	0,005 mm
Min operating pressure	10 bar
Max operating pressure	70 bar
Weight	163 kg
Mounting holes**	Same as SLU-5.1

*At constant pressure and clamping force, 20 bar.
** Note: Same hole pattern, can interfere on the bracket. Check drawings.

A⊠⊠E

Gripping range	6-70 mm
Total max gripping force	190 daN
Max peripheral roller speed	730 m/min
Centering accuracy*	0,02 mm
Repeatability	0,005 mm
Min operating pressure	10 bar
Max operating pressure	15 bar
Weight	8 kg
Mounting holes**	Same as SLU-1

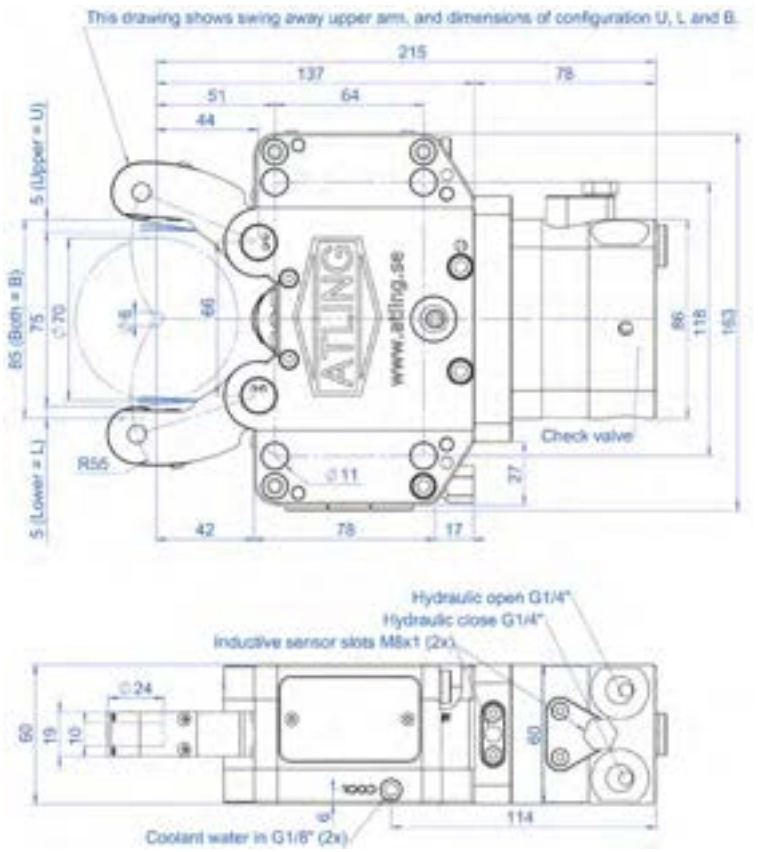

A⊠⊠E

Gripping range	8-105 mm
Total max gripping force	590 daN
Max peripheral rollerspeed	930 m/min
Centering accuracy*	0.02 mm
Repeatability	0.005 mm
Min operating pressure	10 bar
Max operating pressure	30 bar
Weight	17 kg
Mounting holes**	Same as SLU-2

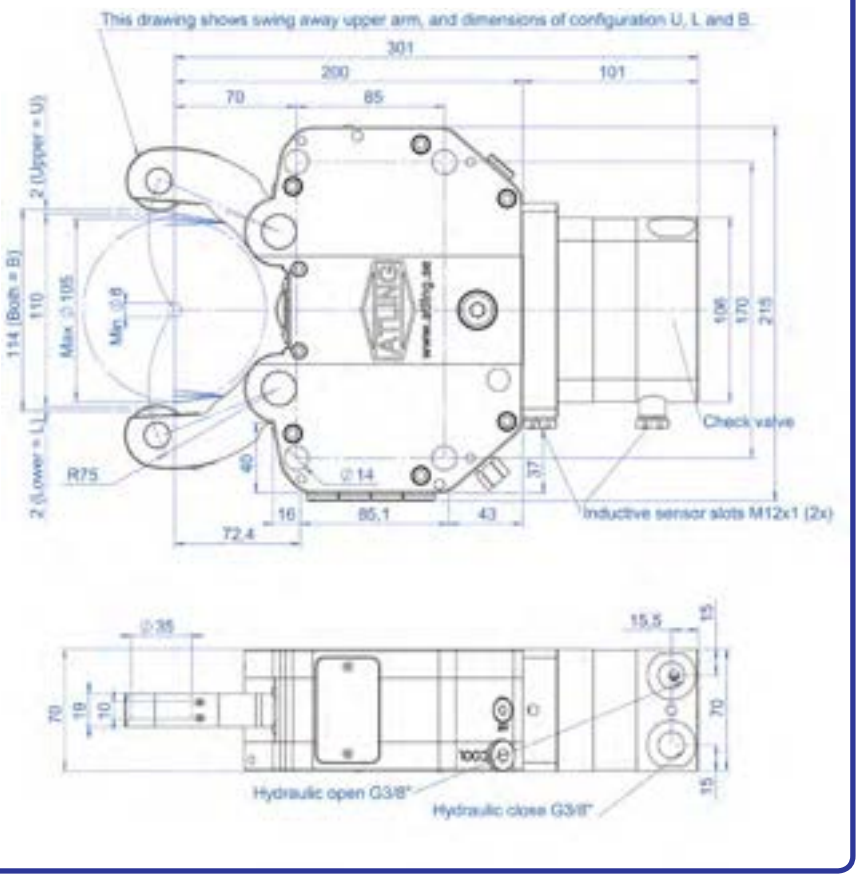

*At constant pressure and clamping force, 20 bar.
** Note: Same hole pattern, can interfere on the bracket. Check drawings.

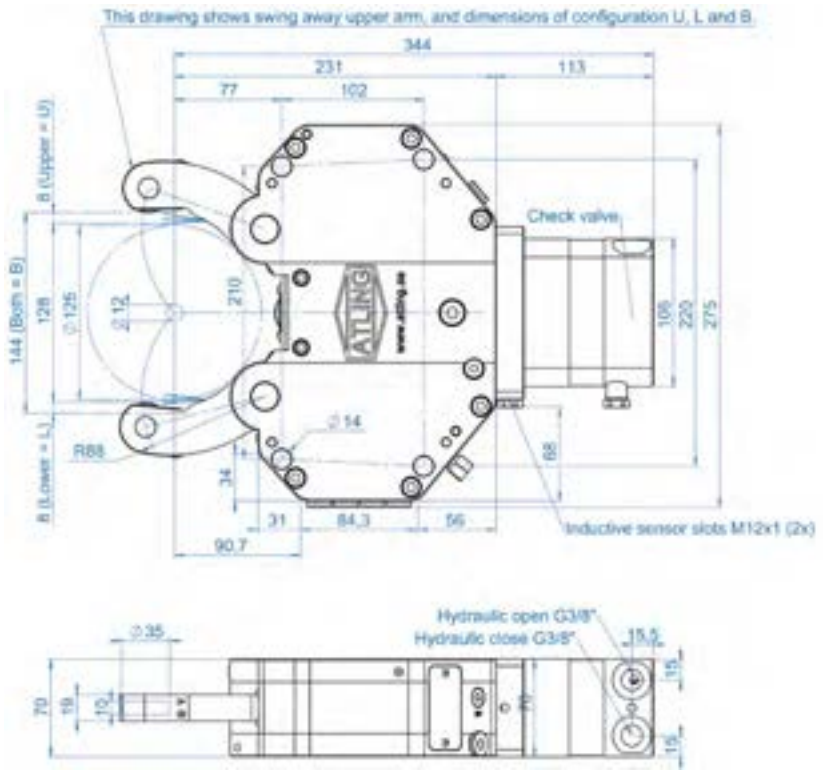

A⊠⊠E

Gripping range	12-125 mm
Total max gripping force	590 daN
Max peripheral rollerspeed	930 m/min
Centering accuracy*	0.04 mm
Repeatability	0.005 m
Min operating pressure	10 bar
Max operating pressure	30 bar
Weight	23 kg
Mounting holes**	N/A

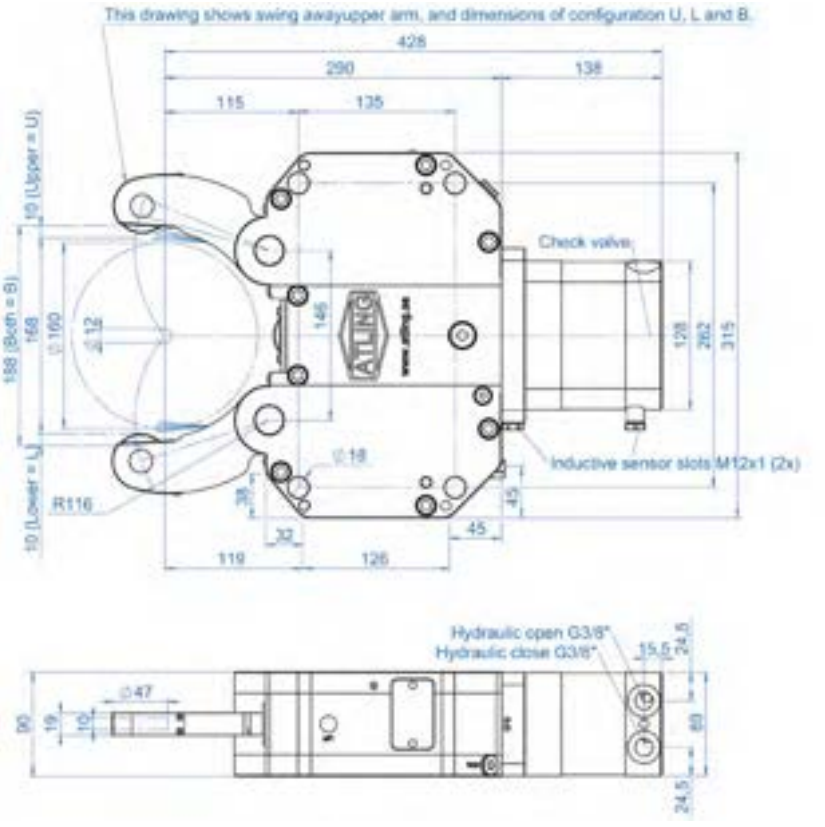

A⊠⊠E

Gripping range	12-160 mm
Total max gripping force	1500 daN
Max peripheral rollerspeed	805 m/min
Centering accuracy*	0.04 mm
Repeatability	0.005 mm
Min operating pressure	10 bar
Max operating pressure	30 bar
Weight	45 kg
Mounting holes**	Same as SLU-3

*At constant pressure and clamping force, 20 bar.
** Note: Same hole pattern, can interfere on the bracket. Check drawings.



For more information about Tailor Made solutions, please contact Atlings on e-mail adress: steadyrest@atling.se

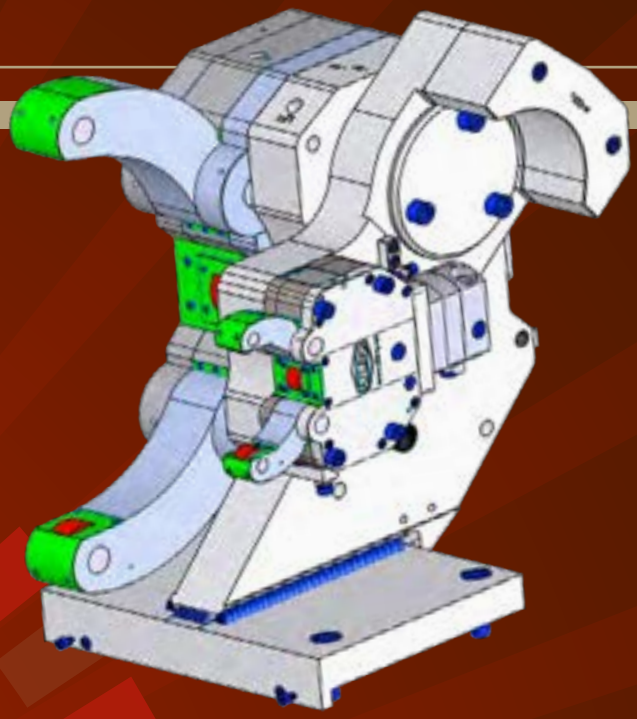

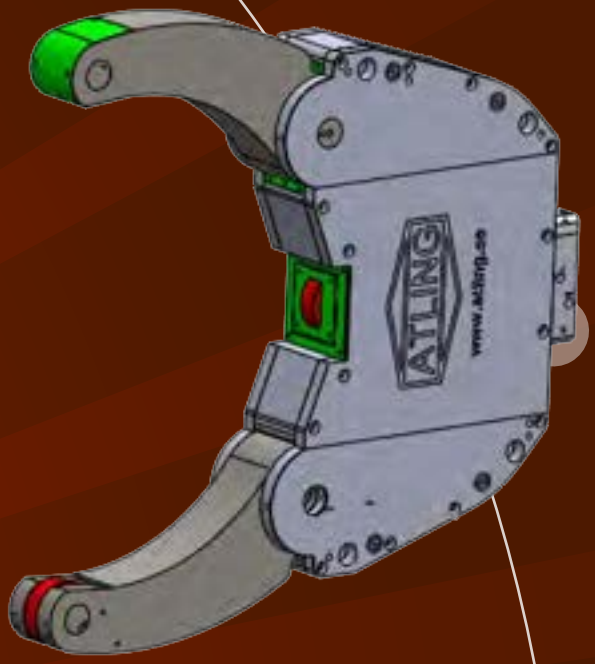
ATLING


ATLING


ATLING

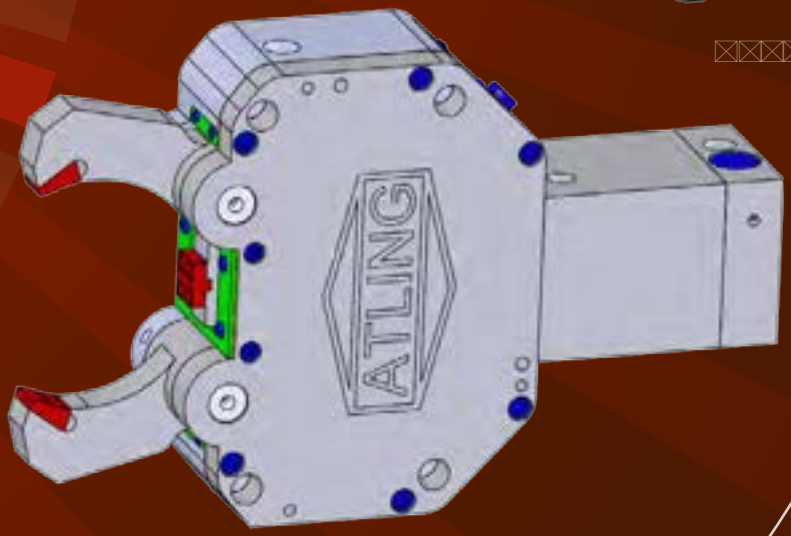
ATLING

(AX7)
P42895
(AX7 S)

□ □□□

Wiper to remove dirt and chips from workpiece.

Standard work piece wiper seals.

Atling SteadyRest can also be equipped with a standard wiper seal. The wiper seals have the same diameter and is fitted on the arm.
Manual adjustable.

Resilient work piece wiper seal.

Resilient work piece follow the work piece diameter and do not need to be adjusted. Note that the minimum diameter can be increased when using this seal.

□□□□ □□□ □□□□□□□□□□□□ □□□□

Model	A□□	A□□	A□□	A□□	A□□	A□□	A□□	A□□	A□□□	A□□□	A□□	A□□	A□□
Standard	A51001	A51002	A51002	A51004	A51005	A51005	A51007	A51008	A51009	A51009	A51009	A51010	A51011
Resilient		A50002	A50002	A50004	A50005	A50005	A50007	A50008	A50009	A50009	A50009	A50010	A50011

A□□□ S□□□□ □□□□□□□

Cylindrical Roller

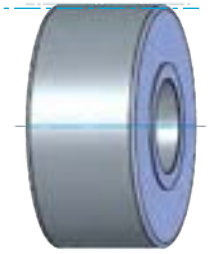

Used to hold the work piece. This type of roller have nearly a plain surface, and therefore this is standard when the Steady Rest is fixed during the processing.

Cambered Roller

Used for traveling Steady Rest with the work piece. This type of roller have a convex surface, and is usually used when the Steady Rest is moving along the work piece during the process.

□□□□ □□□ □□□□□□□□□□□□ □□□□

Model	□	□	□	□	□	□	□	□	□□□	□□□	□	□□	□□
Cylindrical	A5055044	A5055040	A5055040	A5055014	A5055026	A5055026	A5055005	A5055008	A5055017	A5055017	A5055017	A5551310	A5551311
Cambered	A5055050	A5551203	A5551203	A5551204	A5551205	A5551205	A5551207	A5551208	A5551209	A5551209	A5551209	A5551210	A5551211

S□ □□□ A□ □□

Swing Away option if you need the arms to open an extra amount when changeing the work piece. The Swing Away can be applied to either the upper, the lower, or both arms. What ever you choose, the size for the Steady Rest will have the same gripping range.

Track Plate

Track Plate Swing

□□□□ □□□ □□□□□□□□□□□□ □□□□

Model	A□□	A□□	A□□	A□□	A□□	A□□AS□	A□□AS□	A□□AS□	A□□□	A□□□	A□□	A□□	A□□
Standard	A43007	A42932	A42973	A42981	A42946	A42875	A42895	A42989	A43160	A30941	A42899	A43227	A43241
Swing Away	A43006	A42933	A42972	A42982	A42947	A42874	A42896	A42988	A43161	A30942	A42898	A43228	A43242

S□□□□□C□□□□□

Seal Kit Cylinder for AXI- and ASI-models

Seal Kit Cylinder for AXE- and ASE-models

□□□□ □□□ □□□□□□□□□□□□ □□□□

Model	□	□	□	□	□	□	□	□	□□□	□□□	□	□□	□□
AXI/ASI				A5550412	A5550512	A5550612	A5550712	A5550812	A5550912	A5550912	A5550912	A5551012	A5551112
AXE/ASE	A5550102	A5550202	A5550302	A5550402	A5550502	A5550602	A5550702	A5550802	A5550902	A5550902	A550902	A5551002	A5551102

□ □□□□□□□□□□□□ □□□□□□□□□□

Seal Kit for Mini Booster

Mini Booster

□□□□ □□□ □□□□□□□□□□□□ □□□□

	□	□	□	□	□	□	□	□	□□□	□□□	□	□□	□□
Mini Booster				A5235034	A5235034	A5235034	A5235034	A5235034	A5235034	A5235034	A5235034	A5235034	A5235034
Seal Kit for Mini Booster				A5550506	A5550506	A5550606	A5550606	A5550606	A5550606	A5550606	A5550606	A5550606	A5550606

S□□□□□□□□□□

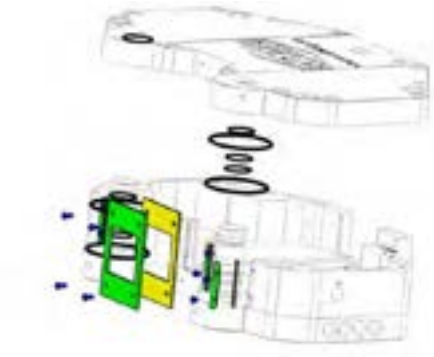

□□□□ □□□ □□□□□□□□□□□□ □□□□

Model	□	□	□	□	□	□	□	□	□□□	□□□	□	□□	□□
AXI/ASI				A5550401	A5550501	A5550601	A5550701	A5550801	A5550901	A5550901	A5550901	A5551001	A5551101
AXE/ASE	A5550101	A5550201	A5550301	A5550401	A5550501	A5550601	A5550701	A5550801	A5550901	A5550901	A5550901	A5551001	A5551101

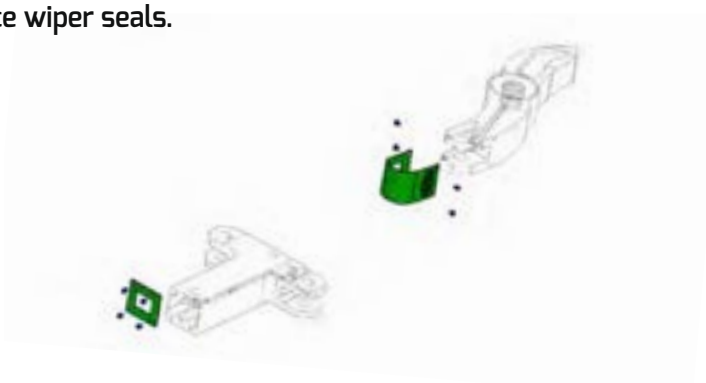

S□□□□□ □□□

□□□□ □he □□□□□□□□□□□□□□ □□□□

Model	□	□	□	□	□	□	□	□	□□□	□□□	□	□□	□□
AXI/ASI				A5550405	A5550505	A5550605	A5550705	A5550805	A5550905	A5550905	A5550905	A5551005	A5551105
AXE/ASE	A5550105	A5550205	A5550305	A5550405	A5550505	A5550605	A5550705	A5550805	A5550905	A5550905	A5550905	A5551005	A5551105

□□□□□□□ □□□

Find th □ □□□□□□□□□□□□□□ □□□□

Model	□	□	□	□	□	□	□	□	□□□	□□□	□	□□	□□
AXI/ASI				A5550404	A5550504	A5550604	A5550704	A5550804	A5550904	A5550904	A5550904	A5551004	A5551104
AXE/ASE	A5550104	A5550204	A5550304	A5550404	A5550504	A5550604	A5550704	A5550804	A5550904	A5550904	A5550904	A5551004	A5551104

□ □□□□□ Kit

Standard work piece wiper seals.

Find th □ □□□□□□□□□□□um □er □

Model	□	□	□	□	□	□	□	□	□□□	□□□	□	□□	□□
AXI/ASI				A5550403	A5550503	A5550603	A5550703	A5550803	A5550903	A5550903	A5550903	A5551003	A5551103
AXE/ASE	A5550103	A5550203	A5550303	A5550403	A5550503	A5550603	A5550703	A5550803	A5550903	A5550903	A5550903	A5551003	A5551103

□□□□□□□

Atling can offer you a bracket. It will be unique for each particular machine.

A□□□□□□ □□□□

Atling can offer you an adapter plate. The adapter plate differs depending on the bracket.



E□□□□□□ □□□ A□□□□□ □□□□

Eccentric roller pins on the arms allowed a quick fine adjustment of the center line.

I□ □□□ □□□

Minimize the risk of foreign particles in the hydraulic system that could damage the booster, and provide steady rest longer lifetime.

Part Number: A5065306


ATLING

[illegible] T[illegible]

Part Number: A43262

S[illegible]

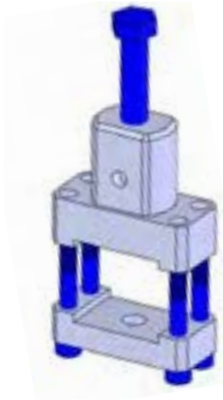

[illegible]

Model	[illegible]	[illegible]	[illegible]	[illegible]	[illegible]	[illegible]	[illegible]	[illegible]	[illegible]	[illegible]	[illegible]	[illegible]	[illegible]
AXI/ASI	A43256	A43252	A43252	A43194	A43194	A43194	A43175	A43175	A43200	A43200	A43200		

[illegible] C[illegible]

Multi-X Couplings, the quick way to connect hydraulic, cooling and automatic lubrication in the same time.
And even possible to have the electrical connections for example sensors in the same coupling.

Art.No: A5065308

Art.No: A5065308 + A5065311

Art.No: A5065309

Art.No: A5065309 + A5065310

THE NEXT GENERATION SELF CENTERING STEADY RESTS

Atlings Maskinfabrik AB
P.O. Box 21, SE 816 25 Ockelbo, Sweden
Tel: +46 297 557 00 Fax: +46 297 416 00
www.steadyrest.se

ATLINGS TECHNICAL BROCHURE ENG V4.1 JULY 2017. | PRODUCTION: HENNINGSONS, SWEDEN